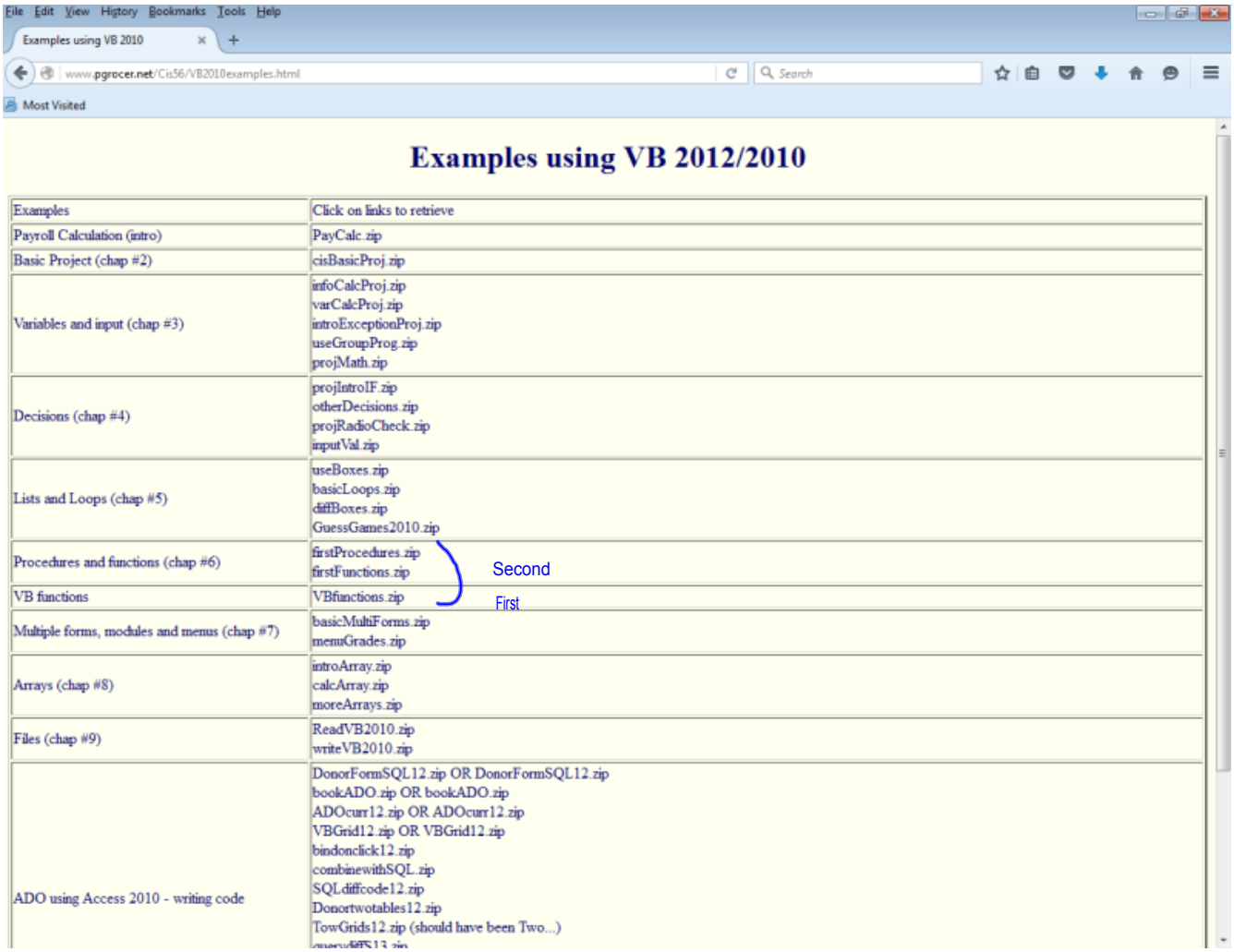

Examples using VB 2012/2010

Examples	Click on links to retrieve
Payroll Calculation (intro)	PayCalc.zip
Basic Project (chap #2)	cisBasicProj.zip
Variables and input (chap #3)	infoCalcProj.zip varCalcProj.zip introExceptionProj.zip useGroupProg.zip projMath.zip
Decisions (chap #4)	projIntro1F.zip otherDecisions.zip projRadioCheck.zip inputVal.zip
Lists and Loops (chap #5)	useBoxes.zip basicLoops.zip diffBoxes.zip GuessGames2010.zip
Procedures and functions (chap #6)	firstProcedures.zip firstFunctions.zip
VB functions	VBfunctions.zip
Multiple forms, modules and menus (chap #7)	basicMultiForms.zip menuGrades.zip
Arrays (chap #8)	introArray.zip calcArray.zip moreArrays.zip
Files (chap #9)	ReadVB2010.zip writeVB2010.zip
ADO using Access 2010 - writing code	DonorFormSQL12.zip OR DonorFormSQL12.zip bookADO.zip OR bookADO.zip ADOcurr12.zip OR ADOcurr12.zip VBGrid12.zip OR VBGrid12.zip bindonclick12.zip combinewithSQL.zip SQLdiffcode12.zip Donortwotables12.zip TowGrids12.zip (should have been Two...)

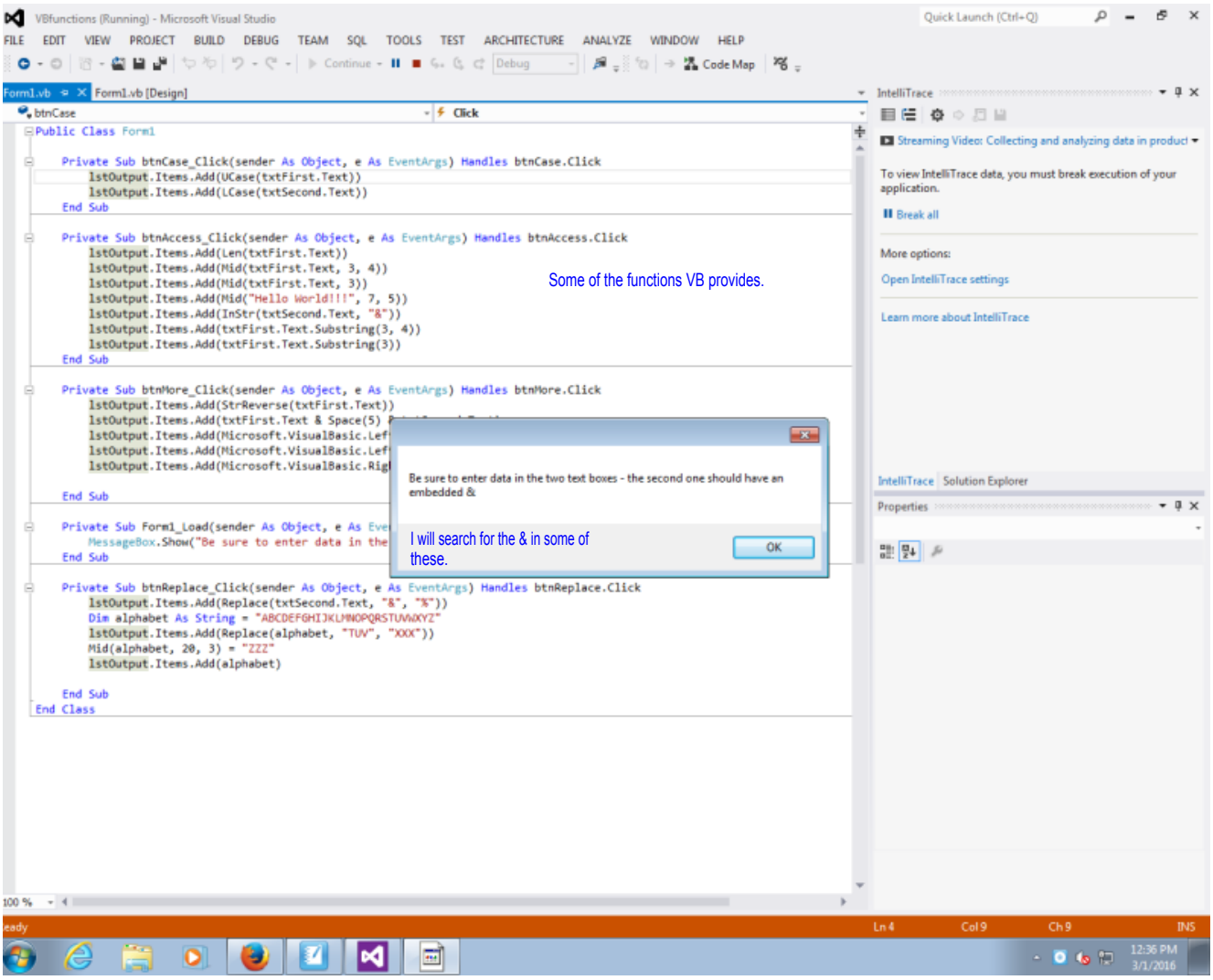
VBfunctions (Running) - Microsoft Visual Studio
Quick Launch (Ctrl+Q)
FILE EDIT VIEW PROJECT BUILD DEBUG TEAM SQL TOOLS TEST ARCHITECTURE ANALYZE WINDOW HELP
Continue
Debug
Code Map
Form1.vb
Form1.vb [Design]
btnCase
Click
Public Class Form1
Private Sub btnCase_Click(sender As Object, e As EventArgs) Handles btnCase.Click
lstOutput.Items.Add(UCase(txtFirst.Text))
lstOutput.Items.Add(LCase(txtSecond.Text))
End Sub
Private Sub btnAccess_Click(sender As Object, e As EventArgs) Handles btnAccess.Click
lstOutput.Items.Add(Len(txtFirst.Text))
lstOutput.Items.Add(Mid(txtFirst.Text, 3, 4))
lstOutput.Items.Add(Mid(txtFirst.Text, 3))
lstOutput.Items.Add(Mid("Hello World!!!", 7, 5))
lstOutput.Items.Add(InStr(txtSecond.Text, "&"))
lstOutput.Items.Add(txtFirst.Text.Substring(3, 4))
lstOutput.Items.Add(txtFirst.Text.Substring(3))
End Sub
Private Sub btnMore_Click(sender As Object, e As EventArgs) Handles btnMore.Click
lstOutput.Items.Add(StrReverse(txtFirst.Text))
lstOutput.Items.Add(txtFirst.Text & Space(5)
End Sub
Private Sub Form1_Load(sender As Object, e As
MessageBox.Show("Be sure to enter data in the
End Sub
Private Sub btnReplace_Click(sender As Object, e As EventArgs) Handles btnReplace.Click
lstOutput.Items.Add(Replace(txtSecond.Text, "&", "%"))
Dim alphabet As String = "ABCDEFGHIJKLMNOPQRSTUVWXYZ"
lstOutput.Items.Add(Replace(alphabet, "TUV", "XXX"))
Mid(alphabet, 20, 3) = "ZZZ"
lstOutput.Items.Add(alphabet)
End Sub
End Class
Some of the functions VB provides.
Be sure to enter data in the two text boxes - the second one should have an embedded &
I will search for the & in some of these.
OK
IntelliTrace
Streaming Video: Collecting and analyzing data in product
To view IntelliTrace data, you must break execution of your application.
Break all
More options:
Open IntelliTrace settings
Learn more about IntelliTrace
IntelliTrace
Solution Explorer
Properties
100 %
Ln 4
Col 9
Ch 9
INS
12:36 PM
3/1/2016

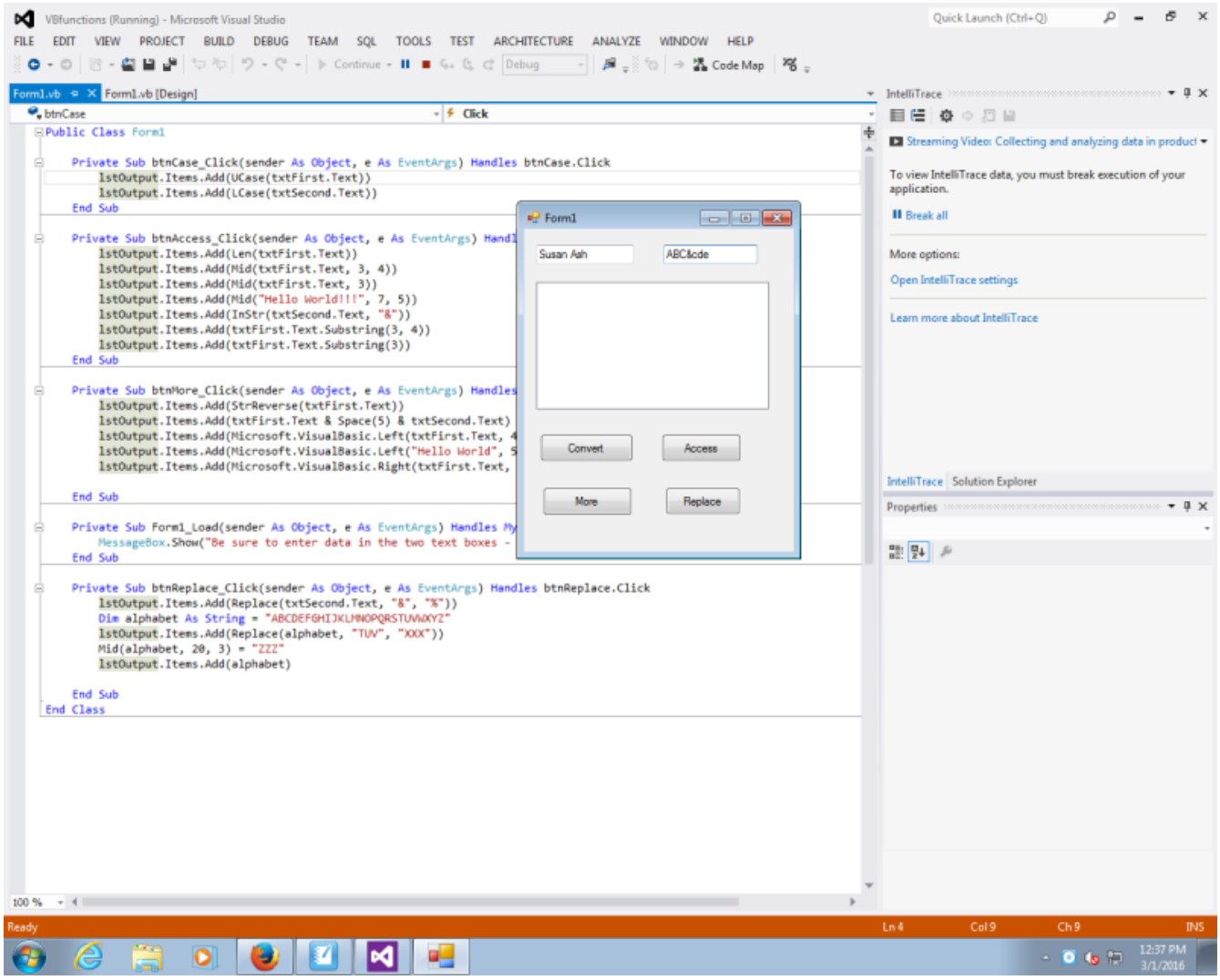
VBfunctions (Running) - Microsoft Visual Studio
Quick Launch (Ctrl+Q)
FILE EDIT VIEW PROJECT BUILD DEBUG TEAM SQL TOOLS TEST ARCHITECTURE ANALYZE WINDOW HELP
Continue
Debug
Code Map
Form1.vb
Form1.vb [Design]
btnCase
Click
Public Class Form1
Private Sub btnCase_Click(sender As Object, e As EventArgs) Handles btnCase.Click
lstOutput.Items.Add(UCase(txtFirst.Text))
lstOutput.Items.Add(LCase(txtSecond.Text))
End Sub
Private Sub btnAccess_Click(sender As Object, e As EventArgs) Handl
lstOutput.Items.Add(Len(txtFirst.Text))
lstOutput.Items.Add(Mid(txtFirst.Text, 3, 4))
lstOutput.Items.Add(Mid(txtFirst.Text, 3))
lstOutput.Items.Add(Mid("Hello World!!!", 7, 5))
lstOutput.Items.Add(InStr(txtSecond.Text, "&"))
lstOutput.Items.Add(txtFirst.Text.Substring(3, 4))
lstOutput.Items.Add(txtFirst.Text.Substring(3))
End Sub
Private Sub btnMore_Click(sender As Object, e As EventArgs) Handles
lstOutput.Items.Add(StrReverse(txtFirst.Text))
lstOutput.Items.Add(txtFirst.Text & Space(5) & txtSecond.Text)
lstOutput.Items.Add(Microsoft.VisualBasic.Left(txtFirst.Text,
lstOutput.Items.Add(Microsoft.VisualBasic.Left("Hello World",
lstOutput.Items.Add(Microsoft.VisualBasic.Right(txtFirst.Text,
End Sub
Private Sub Form1_Load(sender As Object, e As EventArgs) Handles My
MessageBox.Show("Be sure to enter data in the two text boxes -
End Sub
Private Sub btnReplace_Click(sender As Object, e As EventArgs) Handles btnReplace.Click
lstOutput.Items.Add(Replace(txtSecond.Text, "&", "%"))
Dim alphabet As String = "ABCDEFGHIJKLMNOPQRSTUVWXYZ"
lstOutput.Items.Add(Replace(alphabet, "TUV", "XXX"))
Mid(alphabet, 20, 3) = "ZZZ"
lstOutput.Items.Add(alphabet)
End Sub
End Class
Form1
Susan Ash
ABC&cde
Convert
Access
More
Replace
IntelliTrace
Streaming Video: Collecting and analyzing data in product
To view IntelliTrace data, you must break execution of your application.
Break all
More options:
Open IntelliTrace settings
Learn more about IntelliTrace
IntelliTrace
Solution Explorer
Properties
100 %
Ready
Ln 4
Col 9
Ch 9
INS
12:37 PM
3/1/2016

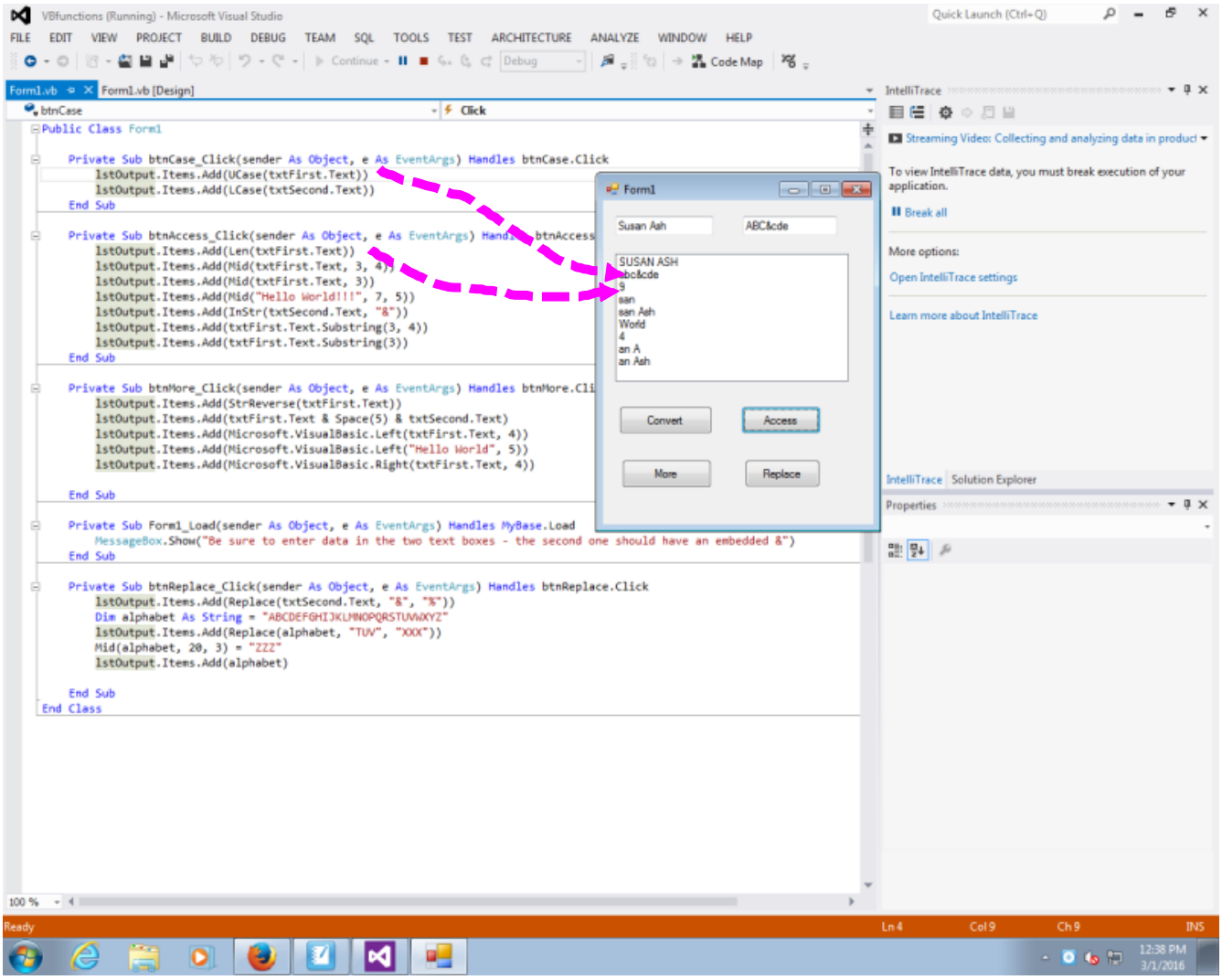
VBfunctions (Running) - Microsoft Visual Studio
Form1.vb
Form1.vb [Design]
btnCase
Click
Public Class Form1
Private Sub btnCase_Click(sender As Object, e As EventArgs) Handles btnCase.Click
lstOutput.Items.Add(UCase(txtFirst.Text))
lstOutput.Items.Add(LCase(txtSecond.Text))
End Sub
Private Sub btnAccess_Click(sender As Object, e As EventArgs)
lstOutput.Items.Add(Len(txtFirst.Text))
lstOutput.Items.Add(Mid(txtFirst.Text, 3, 4))
lstOutput.Items.Add(Mid(txtFirst.Text, 3))
lstOutput.Items.Add(Mid("Hello World!!!", 7, 5))
lstOutput.Items.Add(InStr(txtSecond.Text, "&"))
lstOutput.Items.Add(txtFirst.Text.Substring(3, 4))
lstOutput.Items.Add(txtFirst.Text.Substring(3))
End Sub
Private Sub btnMore_Click(sender As Object, e As EventArgs) Handles btnMore.Cli
lstOutput.Items.Add(StrReverse(txtFirst.Text))
lstOutput.Items.Add(txtFirst.Text & Space(5) & txtSecond.Text)
lstOutput.Items.Add(Microsoft.VisualBasic.Left(txtFirst.Text, 4))
lstOutput.Items.Add(Microsoft.VisualBasic.Left("Hello World", 5))
lstOutput.Items.Add(Microsoft.VisualBasic.Right(txtFirst.Text, 4))
End Sub
Private Sub Form1_Load(sender As Object, e As EventArgs) Handles MyBase.Load
MessageBox.Show("Be sure to enter data in the two text boxes - the second one should have an embedded &")
End Sub
Private Sub btnReplace_Click(sender As Object, e As EventArgs) Handles btnReplace.Click
lstOutput.Items.Add(Replace(txtSecond.Text, "&", "%"))
Dim alphabet As String = "ABCDEFGHIJKLMNOPQRSTUVWXYZ"
lstOutput.Items.Add(Replace(alphabet, "TUV", "XXX"))
Mid(alphabet, 20, 3) = "ZZZ"
lstOutput.Items.Add(alphabet)
End Sub
End Class
Form1
Susan Ash
ABC&cde
SUSAN ASH
abc&cde
9
san
san Ash
World
4
an A
an Ash
Convert
Access
More
Replace
IntelliTrace
Properties
Ready
Ln 4
Col 9
Ch 9
INS

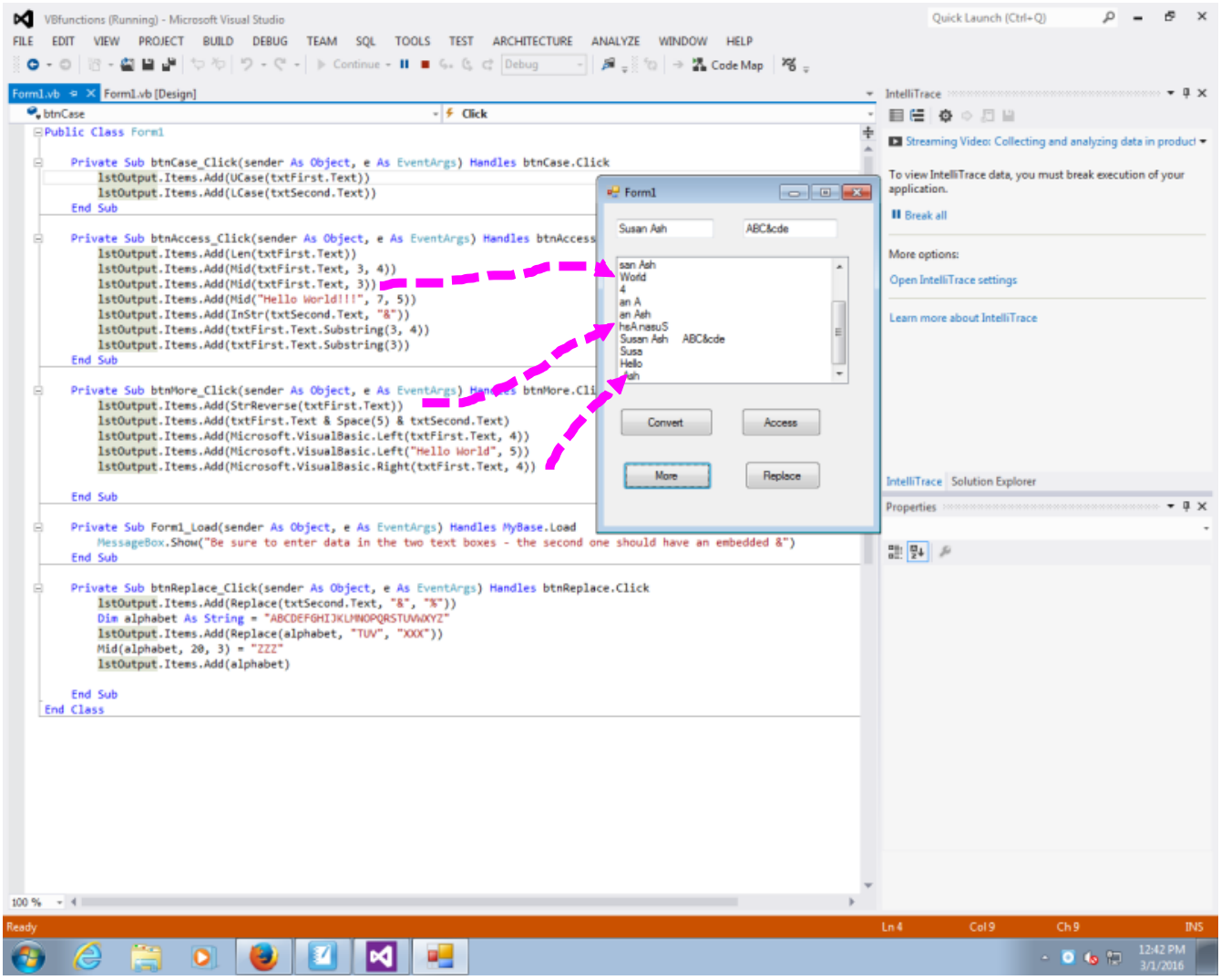
VBfunctions (Running) - Microsoft Visual Studio
Quick Launch (Ctrl+Q)
FILE EDIT VIEW PROJECT BUILD DEBUG TEAM SQL TOOLS TEST ARCHITECTURE ANALYZE WINDOW HELP
Form1.vb Form1.vb [Design]
btnCase Click
Public Class Form1
Private Sub btnCase_Click(sender As Object, e As EventArgs) Handles btnCase.Click
lstOutput.Items.Add(UCase(txtFirst.Text))
lstOutput.Items.Add(LCase(txtSecond.Text))
End Sub
Private Sub btnAccess_Click(sender As Object, e As EventArgs) Handles btnAccess
lstOutput.Items.Add(Len(txtFirst.Text))
lstOutput.Items.Add(Mid(txtFirst.Text, 3, 4))
lstOutput.Items.Add(Mid(txtFirst.Text, 3))
lstOutput.Items.Add(Mid("Hello World!!!", 7, 5))
lstOutput.Items.Add(InStr(txtSecond.Text, "&"))
lstOutput.Items.Add(txtFirst.Text.Substring(3, 4))
lstOutput.Items.Add(txtFirst.Text.Substring(3))
End Sub
Private Sub btnMore_Click(sender As Object, e As EventArgs) Handles btnMore.Cli
lstOutput.Items.Add(StrReverse(txtFirst.Text))
lstOutput.Items.Add(txtFirst.Text & Space(5) & txtSecond.Text)
lstOutput.Items.Add(Microsoft.VisualBasic.Left(txtFirst.Text, 4))
lstOutput.Items.Add(Microsoft.VisualBasic.Left("Hello World", 5))
lstOutput.Items.Add(Microsoft.VisualBasic.Right(txtFirst.Text, 4))
End Sub
Private Sub Form1_Load(sender As Object, e As EventArgs) Handles MyBase.Load
MessageBox.Show("Be sure to enter data in the two text boxes - the second one should have an embedded &")
End Sub
Private Sub btnReplace_Click(sender As Object, e As EventArgs) Handles btnReplace.Click
lstOutput.Items.Add(Replace(txtSecond.Text, "&", "%"))
Dim alphabet As String = "ABCDEFGHIJKLMNOPQRSTUVWXYZ"
lstOutput.Items.Add(Replace(alphabet, "TUV", "XXX"))
Mid(alphabet, 20, 3) = "ZZZ"
lstOutput.Items.Add(alphabet)
End Sub
End Class
Form1
Susan Ash
ABC&cde
san Ash
World
4
an A
an Aeh
hsA nasuS
Susan Ash ABC&cde
Suss
Hello
Convert
Access
More
Replace
IntelliTrace
Streaming Video: Collecting and analyzing data in product
To view IntelliTrace data, you must break execution of your application.
Break all
More options:
Open IntelliTrace settings
Learn more about IntelliTrace
IntelliTrace Solution Explorer
Properties
100 %
Ready
Ln 4 Col 9 Ch 9 INS
12:42 PM
3/1/2016

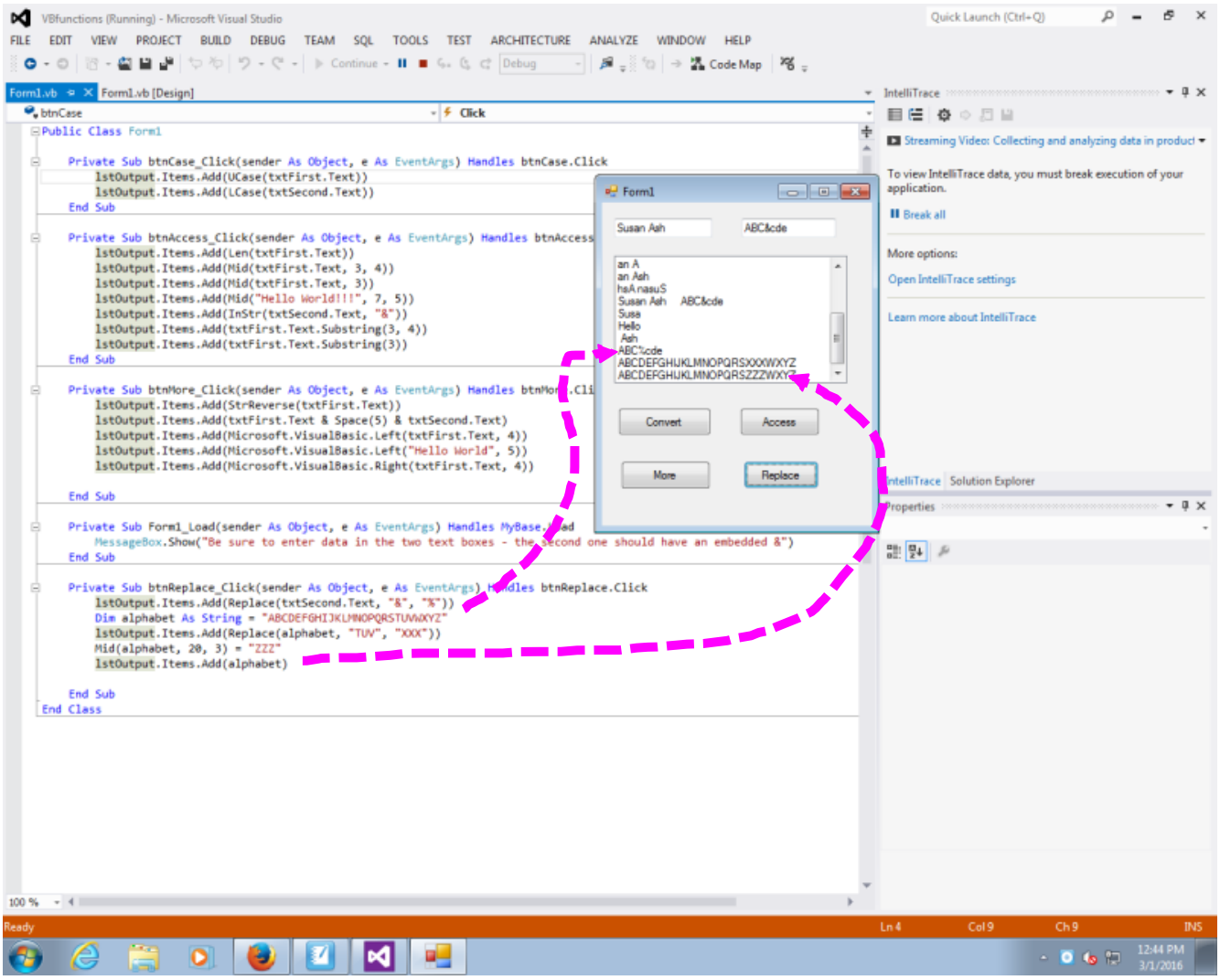
VBfunctions (Running) - Microsoft Visual Studio
Form1.vb
Form1.vb [Design]
btnCase
Click
Public Class Form1
Private Sub btnCase_Click(sender As Object, e As EventArgs) Handles btnCase.Click
lstOutput.Items.Add(UCase(txtFirst.Text))
lstOutput.Items.Add(LCase(txtSecond.Text))
End Sub
Private Sub btnAccess_Click(sender As Object, e As EventArgs) Handles btnAccess
lstOutput.Items.Add(Len(txtFirst.Text))
lstOutput.Items.Add(Mid(txtFirst.Text, 3, 4))
lstOutput.Items.Add(Mid(txtFirst.Text, 3))
lstOutput.Items.Add(Mid("Hello World!!!", 7, 5))
lstOutput.Items.Add(InStr(txtSecond.Text, "&"))
lstOutput.Items.Add(txtFirst.Text.Substring(3, 4))
lstOutput.Items.Add(txtFirst.Text.Substring(3))
End Sub
Private Sub btnMore_Click(sender As Object, e As EventArgs) Handles btnMore.Click
lstOutput.Items.Add(StrReverse(txtFirst.Text))
lstOutput.Items.Add(txtFirst.Text & Space(5) & txtSecond.Text)
lstOutput.Items.Add(Microsoft.VisualBasic.Left(txtFirst.Text, 4))
lstOutput.Items.Add(Microsoft.VisualBasic.Left("Hello World", 5))
lstOutput.Items.Add(Microsoft.VisualBasic.Right(txtFirst.Text, 4))
End Sub
Private Sub Form1_Load(sender As Object, e As EventArgs) Handles MyBase.Load
MessageBox.Show("Be sure to enter data in the two text boxes - the second one should have an embedded &")
End Sub
Private Sub btnReplace_Click(sender As Object, e As EventArgs) Handles btnReplace.Click
lstOutput.Items.Add(Replace(txtSecond.Text, "&", "%"))
Dim alphabet As String = "ABCDEFGHIJKLMNOPQRSTUVWXYZ"
lstOutput.Items.Add(Replace(alphabet, "TUV", "XXX"))
Mid(alphabet, 20, 3) = "ZZZ"
lstOutput.Items.Add(alphabet)
End Sub
End Class
Form1
Susan Ash
ABC&cde
an A
an Ash
hsA nasuS
Susan Ash ABC&cde
Susa
Hello
Ash
ABC%cde
ABCDEFGHIJKLMNOPQRSXXXWXYZ
ABCDEFGHIJKLMNOPQRSZZZWXYZ
Convert
Access
More
Replace
IntelliTrace
Streaming Video: Collecting and analyzing data in product
To view IntelliTrace data, you must break execution of your application.
Break all
More options:
Open IntelliTrace settings
Learn more about IntelliTrace
IntelliTrace
Solution Explorer
Properties
Ready
Ln 4
Col 9
Ch 9
INS
12:44 PM
3/1/2016

Using functions, I asked the class to take a name in the format last/first middle and convert it to first middle last.
The key is locating the / that is used as a divider between the last and first name. So the first name starts 1 character after the slash and the last name ends one character before the slash.

John M Doe

Visual Basic Assignment

Flipping the name is the first step in Question #1. You then need to deal with the title.

Question #1: Write a program to take in a name in the format Last/First Middle (for example Doe/John M) and return the name in the format First Middle Last (for example John M Doe). I want you to do this using functions that exist in VB to do the flip. Modify this to select a title/form of addressing from a radio button and put the title in front of the flipped name. One of the possibilities should be no title in which case you will not add a title. Create a file that contains a record with each flipped name and also display the flipped name on the screen.

Question #2: Take in the address in the format: street/city/state/zip and separate the parts and write the street on one line and city, state zip on the next line.

Question #3: Using the address create an id concatenating four segments of data which you extract using a different VB function.

Question #4: There are 5 different conferences that my company organizes. They are held in Manhattan, Dallas, and Los Angles. The cost is determined by which conference and where it is held. I want you to set up some kind of list box for the different conferences and for the different locations. The user should click on a conference and click on a location and you should get back to them with the cost.

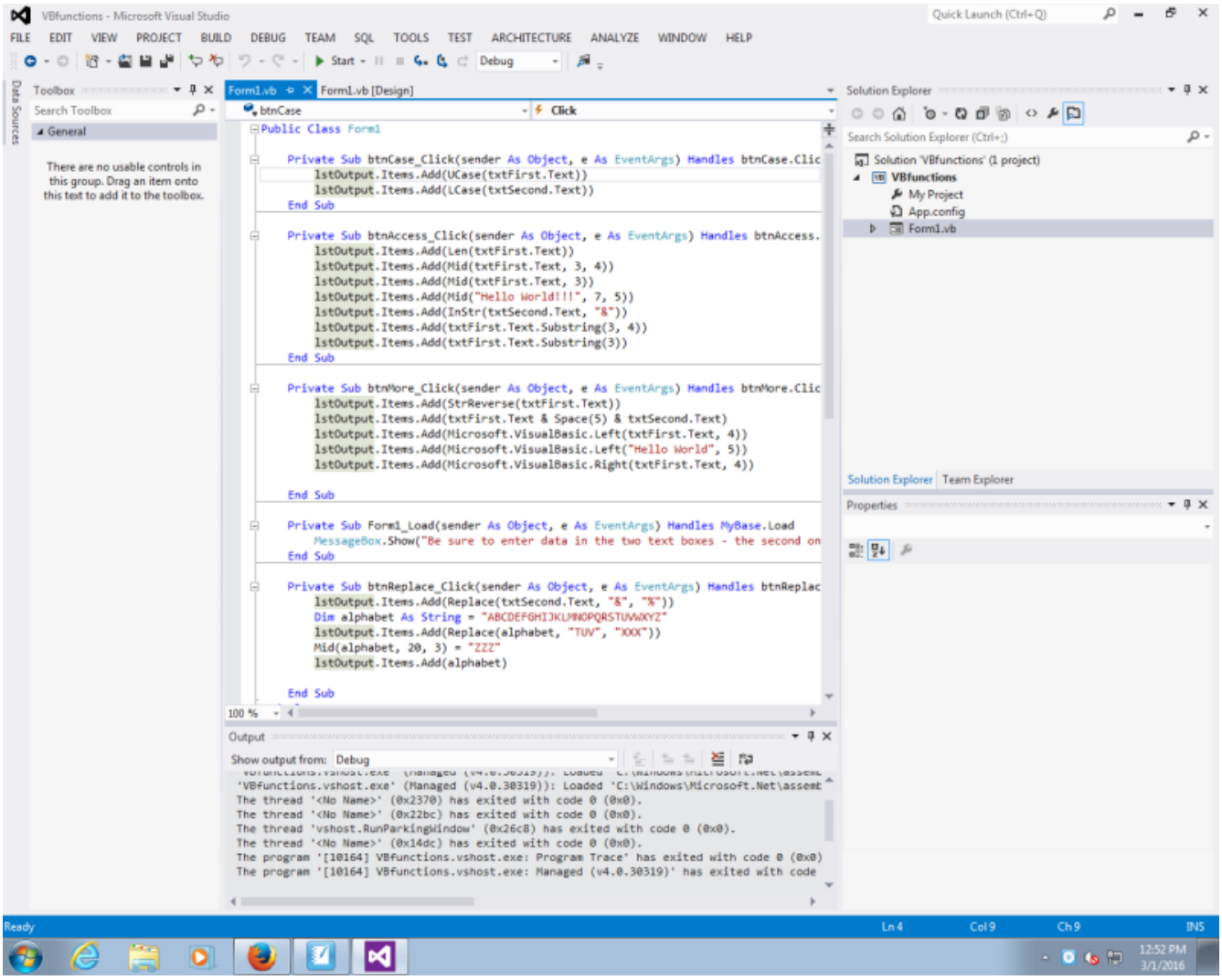
VBfunctions - Microsoft Visual Studio
Quick Launch (Ctrl+Q)
FILE EDIT VIEW PROJECT BUILD DEBUG TEAM SQL TOOLS TEST ARCHITECTURE ANALYZE WINDOW HELP
Start Debug
Toolbox
Search Toolbox
General
There are no usable controls in this group. Drag an item onto this text to add it to the toolbox.
Form1.vb Form1.vb [Design]
btnCase Click
Public Class Form1
Private Sub btnCase_Click(sender As Object, e As EventArgs) Handles btnCase.Clic
lstOutput.Items.Add(UCase(txtFirst.Text))
lstOutput.Items.Add(LCase(txtSecond.Text))
End Sub
Private Sub btnAccess_Click(sender As Object, e As EventArgs) Handles btnAccess.
lstOutput.Items.Add(Len(txtFirst.Text))
lstOutput.Items.Add(Mid(txtFirst.Text, 3, 4))
lstOutput.Items.Add(Mid(txtFirst.Text, 3))
lstOutput.Items.Add(Mid("Hello World!!!", 7, 5))
lstOutput.Items.Add(InStr(txtSecond.Text, "&"))
lstOutput.Items.Add(txtFirst.Text.Substring(3, 4))
lstOutput.Items.Add(txtFirst.Text.Substring(3))
End Sub
Private Sub btnMore_Click(sender As Object, e As EventArgs) Handles btnMore.Clic
lstOutput.Items.Add(StrReverse(txtFirst.Text))
lstOutput.Items.Add(txtFirst.Text & Space(5) & txtSecond.Text)
lstOutput.Items.Add(Microsoft.VisualBasic.Left(txtFirst.Text, 4))
lstOutput.Items.Add(Microsoft.VisualBasic.Left("Hello World", 5))
lstOutput.Items.Add(Microsoft.VisualBasic.Right(txtFirst.Text, 4))
End Sub
Private Sub Form1_Load(sender As Object, e As EventArgs) Handles MyBase.Load
MessageBox.Show("Be sure to enter data in the two text boxes - the second on
End Sub
Private Sub btnReplace_Click(sender As Object, e As EventArgs) Handles btnReplac
lstOutput.Items.Add(Replace(txtSecond.Text, "&", "%"))
Dim alphabet As String = "ABCDEFGHIJKLMNOPQRSTUVWXYZ"
lstOutput.Items.Add(Replace(alphabet, "TUV", "XXX"))
Mid(alphabet, 20, 3) = "ZZZ"
lstOutput.Items.Add(alphabet)
End Sub
100 %
Output
Show output from: Debug
'VBfunctions.vshost.exe' (Managed (v4.0.30319)): Loaded 'C:\Windows\Microsoft.Net\assemb
The thread '<No Name>' (0x2370) has exited with code 0 (0x0).
The thread '<No Name>' (0x22bc) has exited with code 0 (0x0).
The thread 'vshost.RunParkingWindow' (0x26c8) has exited with code 0 (0x0).
The thread '<No Name>' (0x14dc) has exited with code 0 (0x0).
The program '[10164] VBfunctions.vshost.exe: Program Trace' has exited with code 0 (0x0)
The program '[10164] VBfunctions.vshost.exe: Managed (v4.0.30319)' has exited with code
Solution Explorer
Search Solution Explorer (Ctrl+;)
Solution 'VBfunctions' (1 project)
VBfunctions
My Project
App.config
Form1.vb
Solution Explorer Team Explorer
Properties
Ready
Ln 4 Col 9 Ch 9 INS
12:52 PM
3/1/2016

One approach is to write separate instructions that locate the slash, figure out the first + middle and figure out the last. Then you an concatenate the first + middle with a space and the last.

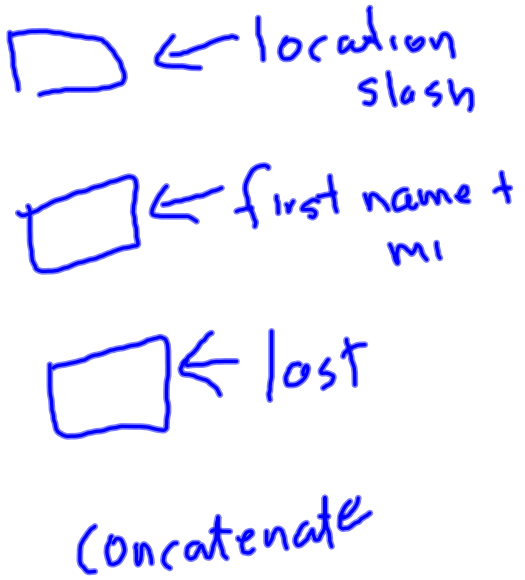

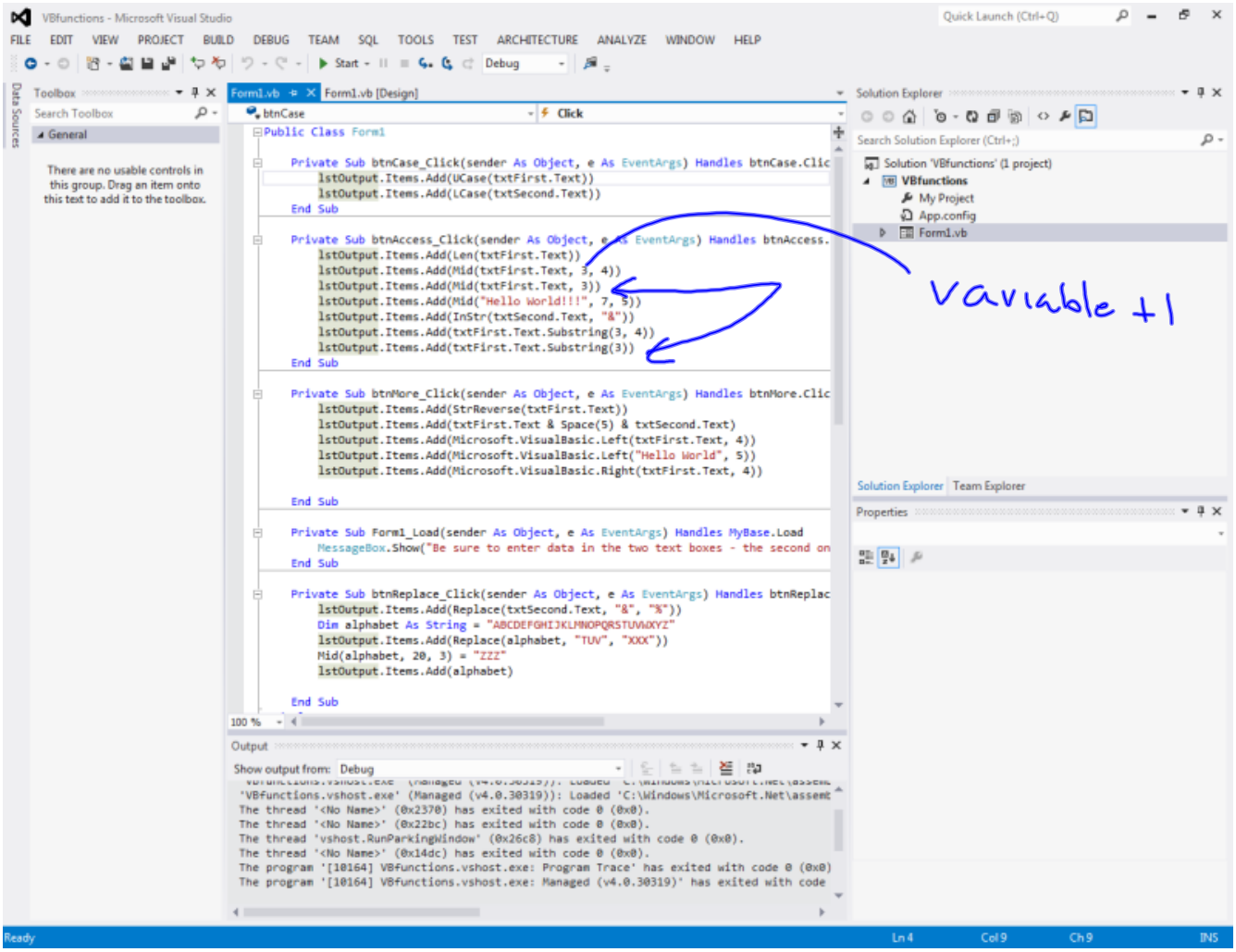
VBfunctions - Microsoft Visual Studio
Quick Launch (Ctrl+Q)
FILE EDIT VIEW PROJECT BUILD DEBUG TEAM SQL TOOLS TEST ARCHITECTURE ANALYZE WINDOW HELP
Start
Debug
Toolbox
Search Toolbox
General
There are no usable controls in this group. Drag an item onto this text to add it to the toolbox.
Form1.vb
Form1.vb [Design]
btnCase
Click
Public Class Form1
Private Sub btnCase_Click(sender As Object, e As EventArgs) Handles btnCase.Clic
lstOutput.Items.Add(UCase(txtFirst.Text))
lstOutput.Items.Add(LCase(txtSecond.Text))
End Sub
Private Sub btnAccess_Click(sender As Object, e As EventArgs) Handles btnAccess.
lstOutput.Items.Add(Len(txtFirst.Text))
lstOutput.Items.Add(Mid(txtFirst.Text, 3, 4))
lstOutput.Items.Add(Mid(txtFirst.Text, 3))
lstOutput.Items.Add(Mid("Hello World!!!", 7, 5))
lstOutput.Items.Add(InStr(txtSecond.Text, "&"))
lstOutput.Items.Add(txtFirst.Text.Substring(3, 4))
lstOutput.Items.Add(txtFirst.Text.Substring(3))
End Sub
Private Sub btnMore_Click(sender As Object, e As EventArgs) Handles btnMore.Clic
lstOutput.Items.Add(StrReverse(txtFirst.Text))
lstOutput.Items.Add(txtFirst.Text & Space(5) & txtSecond.Text)
lstOutput.Items.Add(Microsoft.VisualBasic.Left(txtFirst.Text, 4))
lstOutput.Items.Add(Microsoft.VisualBasic.Left("Hello World", 5))
lstOutput.Items.Add(Microsoft.VisualBasic.Right(txtFirst.Text, 4))
End Sub
Private Sub Form1_Load(sender As Object, e As EventArgs) Handles MyBase.Load
MessageBox.Show("Be sure to enter data in the two text boxes - the second on
End Sub
Private Sub btnReplace_Click(sender As Object, e As EventArgs) Handles btnReplac
lstOutput.Items.Add(Replace(txtSecond.Text, "&", "%"))
Dim alphabet As String = "ABCDEFGHIJKLMNOPQRSTUVWXYZ"
lstOutput.Items.Add(Replace(alphabet, "TUV", "XXX"))
Mid(alphabet, 20, 3) = "ZZZ"
lstOutput.Items.Add(alphabet)
End Sub
100 %
Output
Show output from: Debug
'VBfunctions.vshost.exe' (Managed (v4.0.30319)): Loaded 'C:\Windows\Microsoft.Net\assemb
The thread '<No Name>' (0x2370) has exited with code 0 (0x0).
The thread '<No Name>' (0x22bc) has exited with code 0 (0x0).
The thread 'vshost.RunParkingWindow' (0x26c8) has exited with code 0 (0x0).
The thread '<No Name>' (0x14dc) has exited with code 0 (0x0).
The program '[10164] VBfunctions.vshost.exe: Program Trace' has exited with code 0 (0x0)
The program '[10164] VBfunctions.vshost.exe: Managed (v4.0.30319)' has exited with code
Solution Explorer
Search Solution Explorer (Ctrl+;)
Solution 'VBfunctions' (1 project)
VBfunctions
My Project
App.config
Form1.vb
Solution Explorer Team Explorer
Properties
variable +1
Ready
Ln 4 Col 9 Ch 9 INS

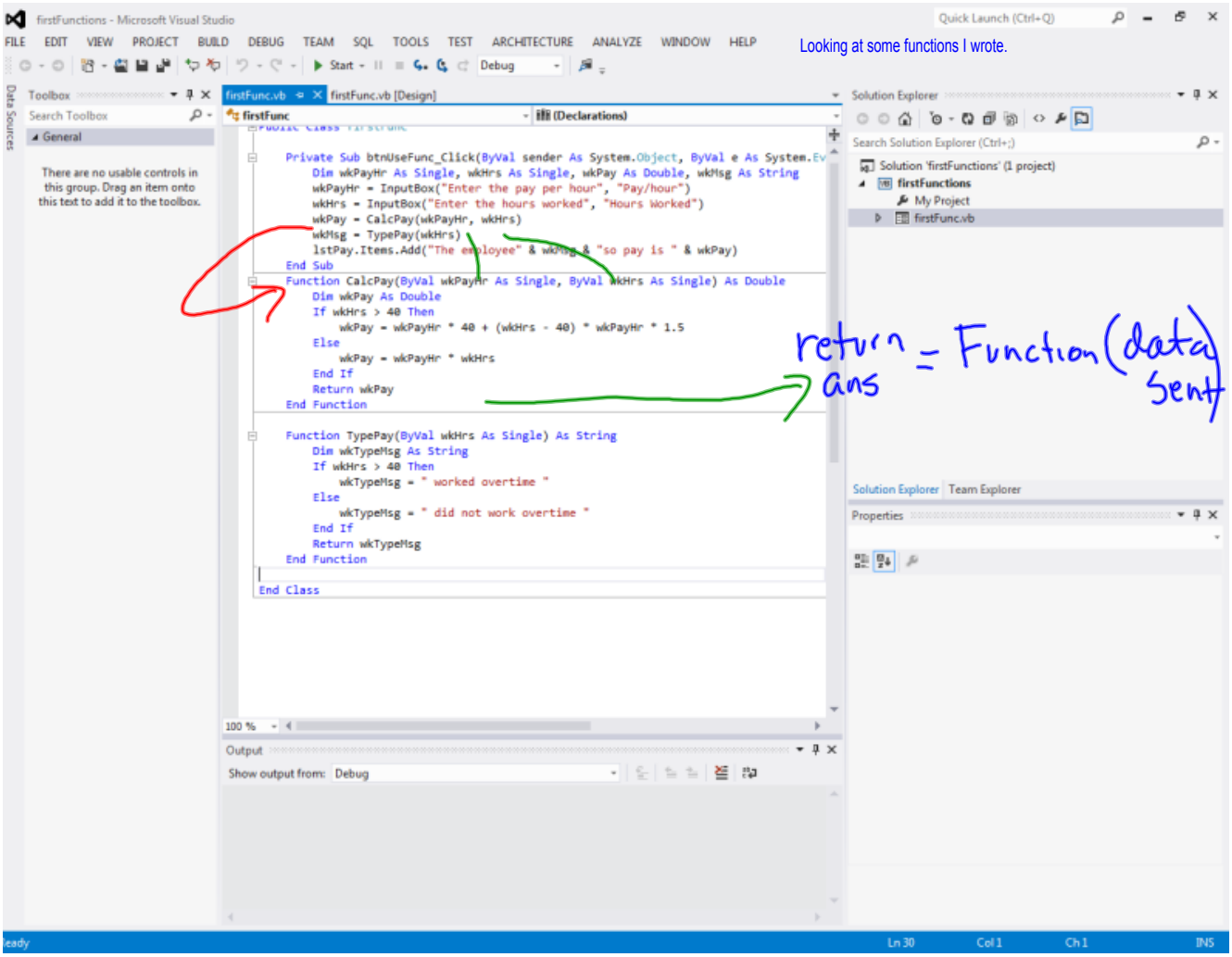
firstFunctions - Microsoft Visual Studio
Looking at some functions I wrote.
Private Sub btnUseFunc_Click(ByVal sender As System.Object, ByVal e As System.Ev
Dim wkPayHr As Single, wkHrs As Single, wkPay As Double, wkMsg As String
wkPayHr = InputBox("Enter the pay per hour", "Pay/hour")
wkHrs = InputBox("Enter the hours worked", "Hours Worked")
wkPay = CalcPay(wkPayHr, wkHrs)
wkMsg = TypePay(wkHrs)
lstPay.Items.Add("The employee" & wkMsg & "so pay is " & wkPay)
End Sub
Function CalcPay(ByVal wkPayHr As Single, ByVal wkHrs As Single) As Double
Dim wkPay As Double
If wkHrs > 40 Then
wkPay = wkPayHr * 40 + (wkHrs - 40) * wkPayHr * 1.5
Else
wkPay = wkPayHr * wkHrs
End If
Return wkPay
End Function
Function TypePay(ByVal wkHrs As Single) As String
Dim wkTypeMsg As String
If wkHrs > 40 Then
wkTypeMsg = " worked overtime "
Else
wkTypeMsg = " did not work overtime "
End If
Return wkTypeMsg
End Function
End Class
return = Function(data sent)
ans

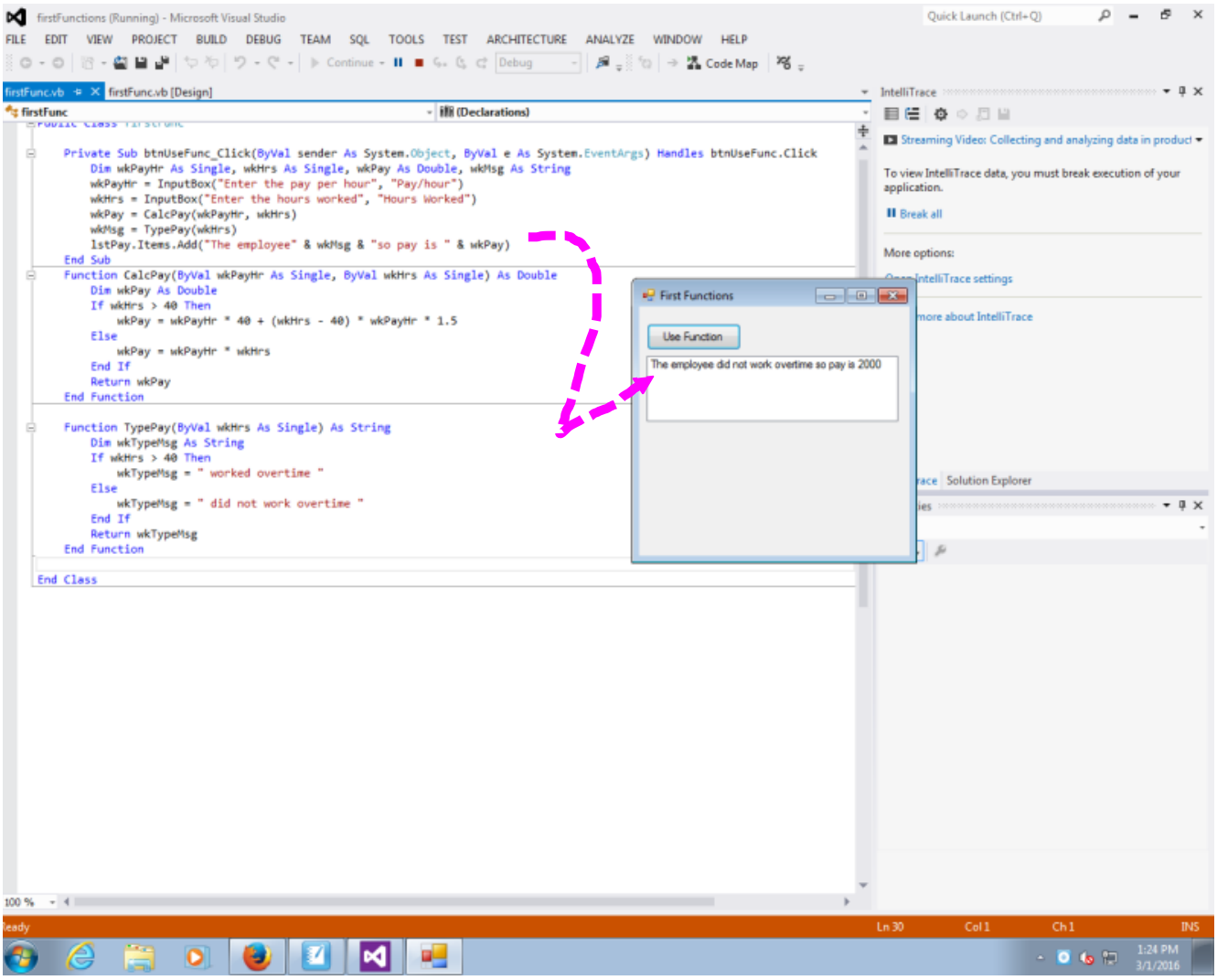
firstFunctions (Running) - Microsoft Visual Studio
FILE EDIT VIEW PROJECT BUILD DEBUG TEAM SQL TOOLS TEST ARCHITECTURE ANALYZE WINDOW HELP
firstFunc.vb
firstFunc.vb [Design]
firstFunc
(Declarations)
Private Sub btnUseFunc_Click(ByVal sender As System.Object, ByVal e As System.EventArgs) Handles btnUseFunc.Click
Dim wkPayHr As Single, wkHrs As Single, wkPay As Double, wkMsg As String
wkPayHr = InputBox("Enter the pay per hour", "Pay/hour")
wkHrs = InputBox("Enter the hours worked", "Hours Worked")
wkPay = CalcPay(wkPayHr, wkHrs)
wkMsg = TypePay(wkHrs)
lstPay.Items.Add("The employee" & wkMsg & "so pay is " & wkPay)
End Sub
Function CalcPay(ByVal wkPayHr As Single, ByVal wkHrs As Single) As Double
Dim wkPay As Double
If wkHrs > 40 Then
wkPay = wkPayHr * 40 + (wkHrs - 40) * wkPayHr * 1.5
Else
wkPay = wkPayHr * wkHrs
End If
Return wkPay
End Function
Function TypePay(ByVal wkHrs As Single) As String
Dim wkTypeMsg As String
If wkHrs > 40 Then
wkTypeMsg = " worked overtime "
Else
wkTypeMsg = " did not work overtime "
End If
Return wkTypeMsg
End Function
End Class
First Functions
Use Function
The employee did not work overtime so pay is 2000
IntelliTrace
Streaming Video: Collecting and analyzing data in product
To view IntelliTrace data, you must break execution of your application.
Break all
More options:
Solution Explorer
Ready
Ln 30
Col 1
Ch 1
INS

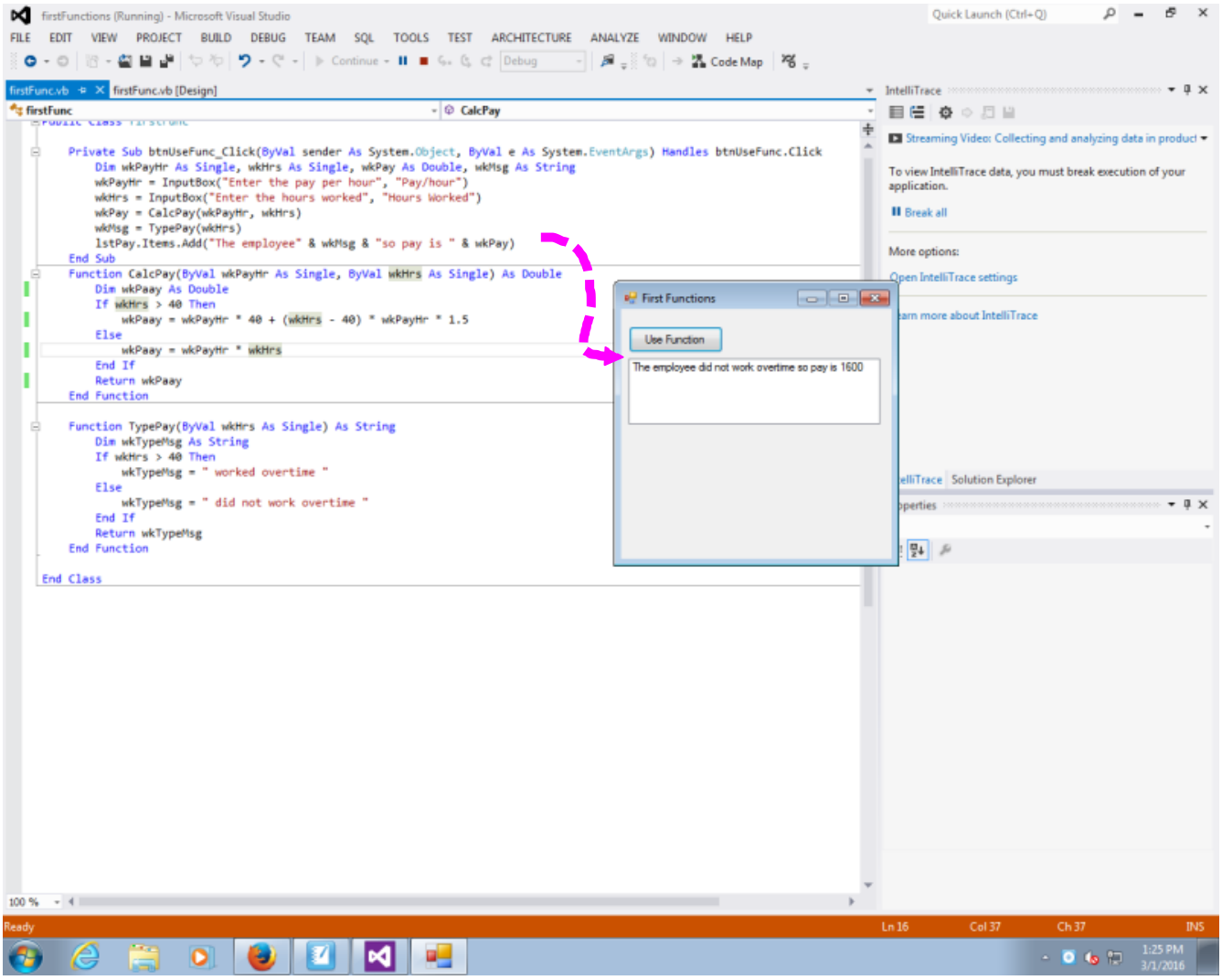
firstFunctions (Running) - Microsoft Visual Studio
FILE EDIT VIEW PROJECT BUILD DEBUG TEAM SQL TOOLS TEST ARCHITECTURE ANALYZE WINDOW HELP
firstFunc.vb firstFunc.vb [Design]
firstFunc
CalcPay
Private Sub btnUseFunc_Click(ByVal sender As System.Object, ByVal e As System.EventArgs) Handles btnUseFunc.Click
Dim wkPayHr As Single, wkHrs As Single, wkPay As Double, wkMsg As String
wkPayHr = InputBox("Enter the pay per hour", "Pay/hour")
wkHrs = InputBox("Enter the hours worked", "Hours Worked")
wkPay = CalcPay(wkPayHr, wkHrs)
wkMsg = TypePay(wkHrs)
lstPay.Items.Add("The employee" & wkMsg & "so pay is " & wkPay)
End Sub
Function CalcPay(ByVal wkPayHr As Single, ByVal wkHrs As Single) As Double
Dim wkPaay As Double
If wkHrs > 40 Then
wkPaay = wkPayHr * 40 + (wkHrs - 40) * wkPayHr * 1.5
Else
wkPaay = wkPayHr * wkHrs
End If
Return wkPaay
End Function
Function TypePay(ByVal wkHrs As Single) As String
Dim wkTypeMsg As String
If wkHrs > 40 Then
wkTypeMsg = " worked overtime "
Else
wkTypeMsg = " did not work overtime "
End If
Return wkTypeMsg
End Function
End Class
First Functions
Use Function
The employee did not work overtime so pay is 1600
IntelliTrace
Streaming Video: Collecting and analyzing data in product
To view IntelliTrace data, you must break execution of your application.
Break all
More options:
Open IntelliTrace settings
Solution Explorer
Ready
Ln 16 Col 37 Ch 37 INS
1:25 PM
3/1/2016

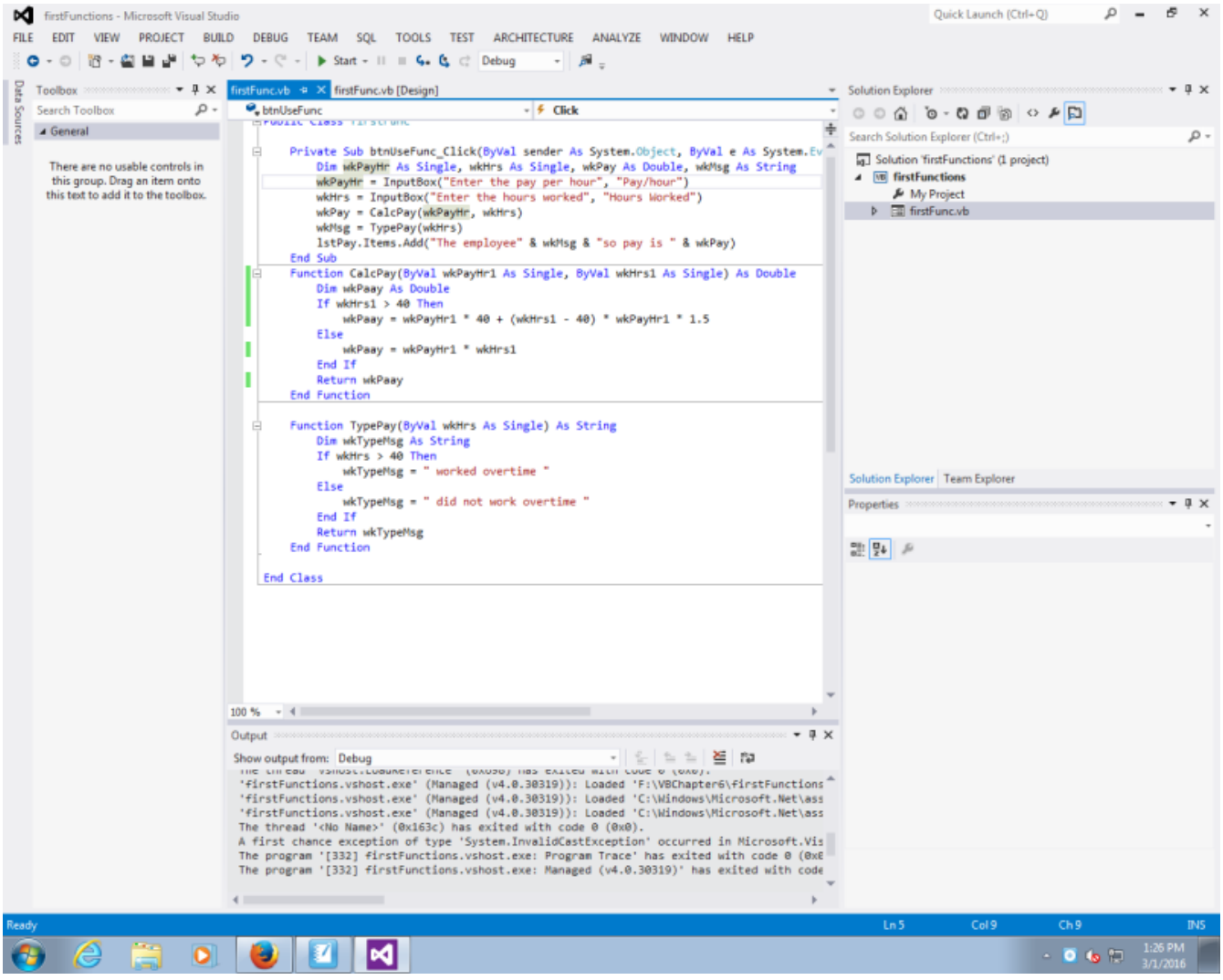
firstFunctions - Microsoft Visual Studio
FILE EDIT VIEW PROJECT BUILD DEBUG TEAM SQL TOOLS TEST ARCHITECTURE ANALYZE WINDOW HELP
Toolbox
Search Toolbox
General
There are no usable controls in this group. Drag an item onto this text to add it to the toolbox.
firstFunc.vb
firstFunc.vb [Design]
btnUseFunc
Click
Private Sub btnUseFunc_Click(ByVal sender As System.Object, ByVal e As System.Ev
Dim wkPayHr As Single, wkHrs As Single, wkPay As Double, wkMsg As String
wkPayHr = InputBox("Enter the pay per hour", "Pay/hour")
wkHrs = InputBox("Enter the hours worked", "Hours Worked")
wkPay = CalcPay(wkPayHr, wkHrs)
wkMsg = TypePay(wkHrs)
lstPay.Items.Add("The employee" & wkMsg & "so pay is " & wkPay)
End Sub
Function CalcPay(ByVal wkPayHr1 As Single, ByVal wkHrs1 As Single) As Double
Dim wkPaay As Double
If wkHrs1 > 40 Then
wkPaay = wkPayHr1 * 40 + (wkHrs1 - 40) * wkPayHr1 * 1.5
Else
wkPaay = wkPayHr1 * wkHrs1
End If
Return wkPaay
End Function
Function TypePay(ByVal wkHrs As Single) As String
Dim wkTypeMsg As String
If wkHrs > 40 Then
wkTypeMsg = " worked overtime "
Else
wkTypeMsg = " did not work overtime "
End If
Return wkTypeMsg
End Function
End Class
100 %
Output
Show output from: Debug
'firstFunctions.vshost.exe' (Managed (v4.0.30319)): Loaded 'F:\VBChapter6\firstFunctions
'firstFunctions.vshost.exe' (Managed (v4.0.30319)): Loaded 'C:\Windows\Microsoft.Net\ass
'firstFunctions.vshost.exe' (Managed (v4.0.30319)): Loaded 'C:\Windows\Microsoft.Net\ass
The thread '<No Name>' (0x163c) has exited with code 0 (0x0).
A first chance exception of type 'System.InvalidCastException' occurred in Microsoft.Vis
The program '[332] firstFunctions.vshost.exe: Program Trace' has exited with code 0 (0x0
The program '[332] firstFunctions.vshost.exe: Managed (v4.0.30319)' has exited with code
Solution Explorer
Search Solution Explorer (Ctrl+;)
Solution 'firstFunctions' (1 project)
firstFunctions
My Project
firstFunc.vb
Solution Explorer Team Explorer
Properties
Ready
Ln 5 Col 9 Ch 9 INS
1:26 PM
3/1/2016

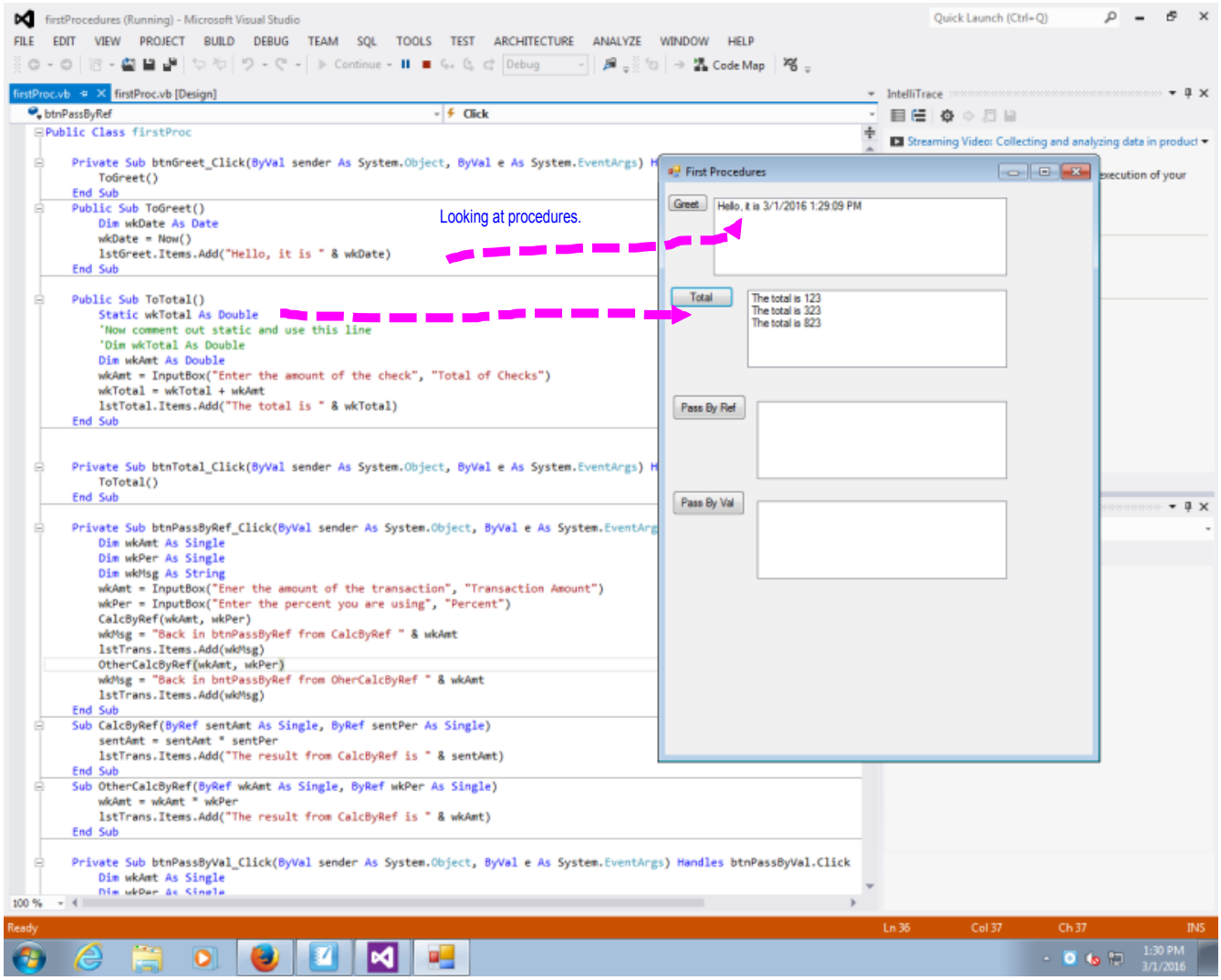
firstProcedures (Running) - Microsoft Visual Studio
Looking at procedures.
First Procedures
Greet
Hello, it is 3/1/2016 1:29:09 PM
Total
The total is 123
The total is 323
The total is 823
Pass By Ref
Pass By Val

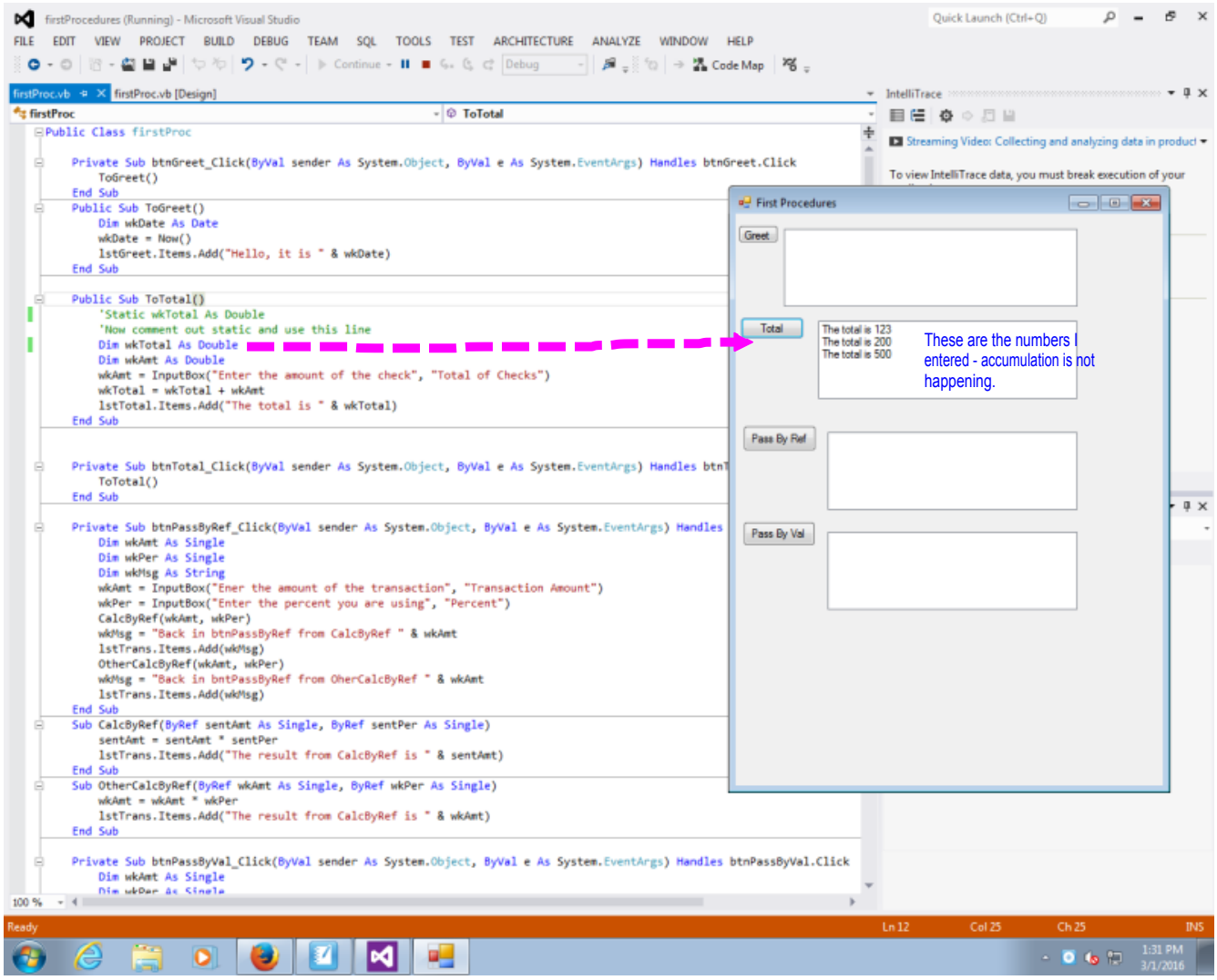
firstProcedures (Running) - Microsoft Visual Studio
FILE EDIT VIEW PROJECT BUILD DEBUG TEAM SQL TOOLS TEST ARCHITECTURE ANALYZE WINDOW HELP
firstProc.vb
firstProc.vb [Design]
firstProc
ToTotal
Public Class firstProc
Private Sub btnGreet_Click(ByVal sender As System.Object, ByVal e As System.EventArgs) Handles btnGreet.Click
ToGreet()
End Sub
Public Sub ToGreet()
Dim wkDate As Date
wkDate = Now()
lstGreet.Items.Add("Hello, it is " & wkDate)
End Sub
Public Sub ToTotal()
'Static wkTotal As Double
'Now comment out static and use this line
Dim wkTotal As Double
Dim wkAmt As Double
wkAmt = InputBox("Enter the amount of the check", "Total of Checks")
wkTotal = wkTotal + wkAmt
lstTotal.Items.Add("The total is " & wkTotal)
End Sub
Private Sub btnTotal_Click(ByVal sender As System.Object, ByVal e As System.EventArgs) Handles btnT
ToTotal()
End Sub
Private Sub btnPassByRef_Click(ByVal sender As System.Object, ByVal e As System.EventArgs) Handles
Dim wkAmt As Single
Dim wkPer As Single
Dim wkMsg As String
wkAmt = InputBox("Ener the amount of the transaction", "Transaction Amount")
wkPer = InputBox("Enter the percent you are using", "Percent")
CalcByRef(wkAmt, wkPer)
wkMsg = "Back in btnPassByRef from CalcByRef " & wkAmt
lstTrans.Items.Add(wkMsg)
OtherCalcByRef(wkAmt, wkPer)
wkMsg = "Back in bntPassByRef from OherCalcByRef " & wkAmt
lstTrans.Items.Add(wkMsg)
End Sub
Sub CalcByRef(ByRef sentAmt As Single, ByRef sentPer As Single)
sentAmt = sentAmt * sentPer
lstTrans.Items.Add("The result from CalcByRef is " & sentAmt)
End Sub
Sub OtherCalcByRef(ByRef wkAmt As Single, ByRef wkPer As Single)
wkAmt = wkAmt * wkPer
lstTrans.Items.Add("The result from CalcByRef is " & wkAmt)
End Sub
Private Sub btnPassByVal_Click(ByVal sender As System.Object, ByVal e As System.EventArgs) Handles btnPassByVal.Click
Dim wkAmt As Single
IntelliTrace
Streaming Video: Collecting and analyzing data in product
To view IntelliTrace data, you must break execution of your
First Procedures
Greet
Total
The total is 123
The total is 200
The total is 500
These are the numbers I entered - accumulation is not happening.
Pass By Ref
Pass By Val
Ready
Ln 12
Col 25
Ch 25
INS
1:31 PM
3/1/2016

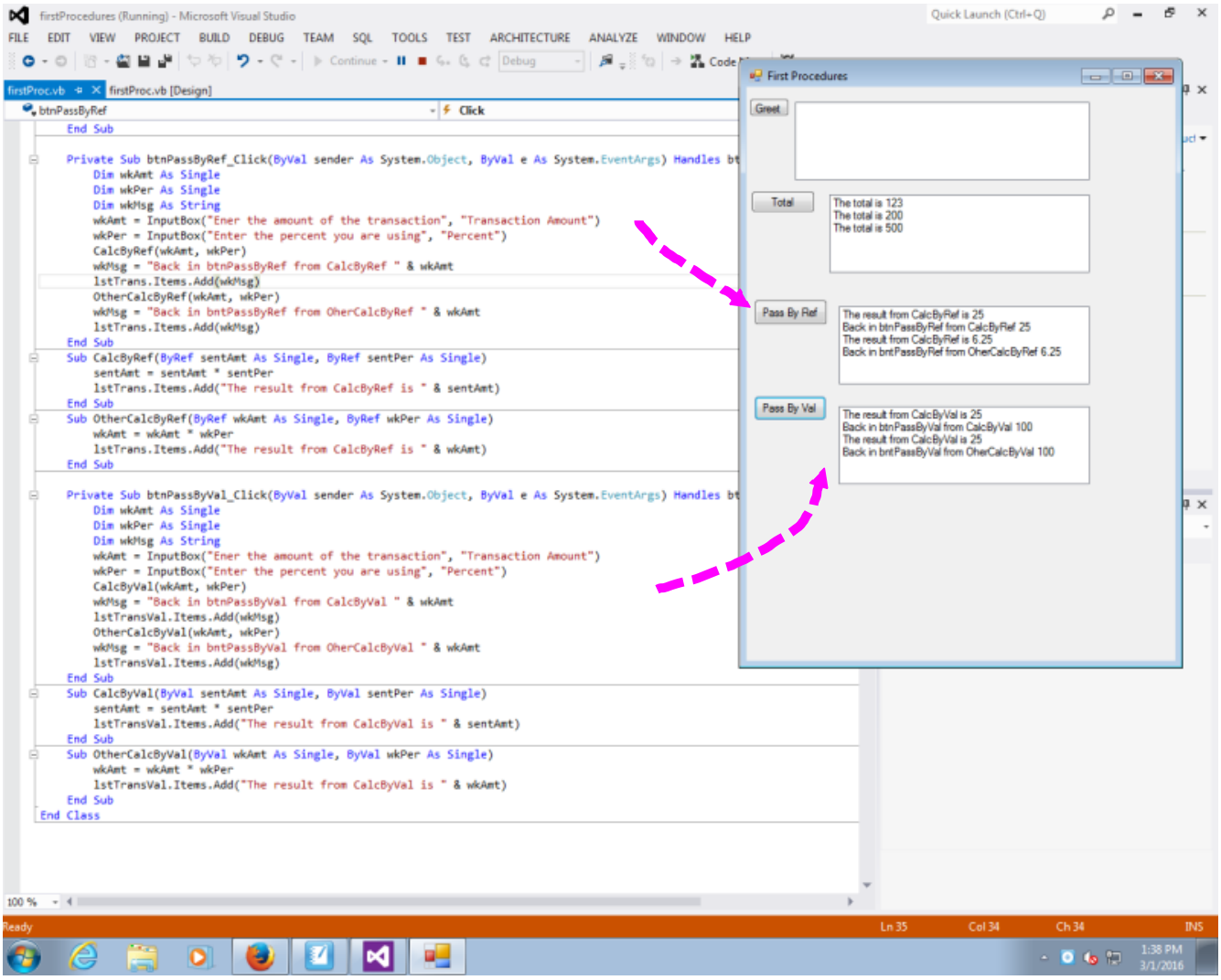
firstProcedures (Running) - Microsoft Visual Studio
FILE EDIT VIEW PROJECT BUILD DEBUG TEAM SQL TOOLS TEST ARCHITECTURE ANALYZE WINDOW HELP
firstProc.vb firstProc.vb [Design]
btnPassByRef Click
End Sub
Private Sub btnPassByRef_Click(ByVal sender As System.Object, ByVal e As System.EventArgs) Handles bt
Dim wkAmt As Single
Dim wkPer As Single
Dim wkMsg As String
wkAmt = InputBox("Ener the amount of the transaction", "Transaction Amount")
wkPer = InputBox("Enter the percent you are using", "Percent")
CalcByRef(wkAmt, wkPer)
wkMsg = "Back in btnPassByRef from CalcByRef " & wkAmt
lstTrans.Items.Add(wkMsg)
OtherCalcByRef(wkAmt, wkPer)
wkMsg = "Back in bntPassByRef from OherCalcByRef " & wkAmt
lstTrans.Items.Add(wkMsg)
End Sub
Sub CalcByRef(ByRef sentAmt As Single, ByRef sentPer As Single)
sentAmt = sentAmt * sentPer
lstTrans.Items.Add("The result from CalcByRef is " & sentAmt)
End Sub
Sub OtherCalcByRef(ByRef wkAmt As Single, ByRef wkPer As Single)
wkAmt = wkAmt * wkPer
lstTrans.Items.Add("The result from CalcByRef is " & wkAmt)
End Sub
Private Sub btnPassByVal_Click(ByVal sender As System.Object, ByVal e As System.EventArgs) Handles bt
Dim wkAmt As Single
Dim wkPer As Single
Dim wkMsg As String
wkAmt = InputBox("Ener the amount of the transaction", "Transaction Amount")
wkPer = InputBox("Enter the percent you are using", "Percent")
CalcByVal(wkAmt, wkPer)
wkMsg = "Back in btnPassByVal from CalcByVal " & wkAmt
lstTransVal.Items.Add(wkMsg)
OtherCalcByVal(wkAmt, wkPer)
wkMsg = "Back in bntPassByVal from OherCalcByVal " & wkAmt
lstTransVal.Items.Add(wkMsg)
End Sub
Sub CalcByVal(ByVal sentAmt As Single, ByVal sentPer As Single)
sentAmt = sentAmt * sentPer
lstTransVal.Items.Add("The result from CalcByVal is " & sentAmt)
End Sub
Sub OtherCalcByVal(ByVal wkAmt As Single, ByVal wkPer As Single)
wkAmt = wkAmt * wkPer
lstTransVal.Items.Add("The result from CalcByVal is " & wkAmt)
End Sub
End Class
First Procedures
Greet
Total
The total is 123
The total is 200
The total is 500
Pass By Ref
The result from CalcByRef is 25
Back in btnPassByRef from CalcByRef 25
The result from CalcByRef is 6.25
Back in bntPassByRef from OherCalcByRef 6.25
Pass By Val
The result from CalcByVal is 25
Back in btnPassByVal from CalcByVal 100
The result from CalcByVal is 25
Back in bntPassByVal from OherCalcByVal 100
Ready
Ln 35 Col 34 Ch 34 INS
1:38 PM
3/1/2016