

CIS120/17 Course Page

www.pcrocer.net/PEGCIS120.html

CISWEB - WinSCP

Local Mark Files Commands Session Options Remote Help

Synchronize Queue Transfer Settings Default

CISWEB New Session

My documents

Upload Edit Properties New Download Edit Properties New

C:\Users\pgcrocer11\Documents\

Name	Size	Type	Changed	Name	Size	Changed	Rights	Owner
..		Parent directory						
Adroit Photo Forensics		File folder						
EnCase		File folder						
IISExpress		File folder						
LabVIEW Data		File folder						
My Notebook Content		File folder						
My Shapes		File folder						
My Web Sites		File folder						
Net Control 2		File folder						
SMART Notebook		File folder						
Visual Studio 2017		File folder						
Database1.accdb	336 KB	Microsoft Access ...						
Tutorial for SMART N...	5,555 KB	Notebook File						

Username - CISWEB

Searching for host...  
Connecting to host...  
Authenticating...

Username:  
pgcrocer

OK Cancel Help

And next it will ask for password.

0 B of 5.75 MB in 0 of 12  
4 hidden  
Not connected.

I leave up the S...  
You should loo... 31 items | 1 item selected 907 bytes

I record most of the classes where I deliver a lecture so you should always assume that the class is being recorded. If you want to know, just ask! I then post the audio and the Smartboard notes so you can follow and/or review what happened in class.

We will start looking at HTML/HTML5 to develop a web page this week. Please look at the samples under Examples. These are the pages you need to go over and understand:

[HTML5intro.html](#)  
[HTML5list.html](#)  
[HTML5linkpage.html](#)  
[HTML5CSSlist.html](#)  
[HTML5headers.html](#)

material is the similar.

12:33 PM  
9/11/2018

CIS120/17 Course Page

www.pgrocer.net/PEGCIS120.html

pgrocer - CISWEB - WinSCP

Local Mark Files Commands Session Options Remote Help

Synchronize Queue Transfer Settings Default

CISWEB New Session

F: ADATA UFD

Click on public\_html to open the area where you can put things up on the server.

public\_html

*CISWEB Server*

*your*

Name	Size	Type	Changed	Rights	Owner
AdvVB10GaddisIrvine		File folder	11/8/2014 1:50:14 PM	rw-r-xr-x	root
aGradesbkOct212015		File folder	10/21/2015 10:00:18 PM	rw-r-xr-x	pgrocer
aGradesDec122015		File folder	12/12/2015 10:51:16 PM	rw-r-xr-x	pgrocer
aGradesNov1115		File folder	11/11/2015 9:48:16 PM	rw-r-xr-x	pgrocer
agradesOct1515		File folder	10/15/2015 7:33:00 PM	rw-r-xr-x	pgrocer
agradesOct92015		File folder	10/9/2015 11:10:50 PM	rw-r-xr-x	pgrocer
aGradesOct102015		File folder	10/10/2015 10:02:18 PM	rw-r-xr-x	pgrocer
ANSWERS		File folder	9/8/2013 4:17:22 PM	rw-rw-r--	pgrocer
Apr14		File folder	4/14/2015 11:37:46 AM	rw-rw-r--	pgrocer
April23		File folder	4/23/2015 1:03:24 PM	rw-rw-r--	pgrocer
aSpring2016Feb316		File folder	2/3/2016 8:53:26 PM	rw-rw-r--	pgrocer
aSpring2018		File folder	5/23/2018 8:32:16 PM	rw-rw-r--	pgrocer
ASPExamples		File folder	9/13/2014 6:07:14 PM	rw-rw-r--	pgrocer
ballsbounce		File folder	10/28/2014 11:36:10 AM	rw-rw-r--	pgrocer
BCC		File folder	11/9/2014 9:44:32 AM	rw-rw-r--	pgrocer
BeginVBHTML		File folder	8/28/2014 8:39:18 PM	rw-rw-r--	pgrocer
breaks		File folder	2/15/2015 10:50:44 AM	rw-rw-r--	pgrocer
CIS120		File folder	8/26/2015 5:40:32 PM	rw-rw-r--	pgrocer
CIS122		File folder	3/30/2014 10:56:52 PM	rw-rw-r--	pgrocer
CIS122F13		File folder	9/14/2014 7:12:22 PM	rw-rw-r--	pgrocer
CIS150		File folder	10/8/2014 10:22:56 AM	rw-rw-r--	pgrocer
CIS159		File folder	3/30/2015 8:30:28 PM	rw-rw-r--	pgrocer
classASPexamples		File folder	9/3/2014 8:35:06 PM	rw-rw-r--	pgrocer

0 B of 1.94 GB in 0 of 539

7 hidden 0 B of 52.0 KB in 0 of 86

15 hidden

SFTP-3 0:04:07

I leave up the S... You should look... 31 items 1 item selected 907 bytes

I record most of the classes where I deliver a lecture so you should always assume that the class is being recorded. If you want to know, just ask! I then post the audio and the Smartboard notes so you can follow and/or review what happened in class.

We will start looking at HTML/HTML5 to develop a web page this week. Please look at the samples under Examples. These are the pages you need to go over and understand:

[HTML5intro.html](#)

[HTML5list.html](#)

[HTML5linkpage.html](#)

[HTML5CSSlist.html](#)

[HTML5headers.html](#)

12:38 PM 9/11/2018

www.narocer.net/PEGCIS120.html

E:\ - CISWEB - WinSCP

Local Mark Files Commands Session Options Remote Help

Synchronize Queue Transfer Settings Default

E: USB Drive public\_html

Upload Edit Properties New Find Files

E:\ /home/pgrocer/public\_html/

Name	Size	Type	Changed	Rights	Owner
CIS120S18.xls	19 KB	Microsoft Excel 97...	2/14/2018 11:55:44 AM	rwxr-xr-x	pgrocer
CIS122S18.xls	9 KB	Microsoft Excel 97...	2/14/2018 11:55:50 AM	rw-rw-r--	pgrocer
CIS150S18.xls	10 KB	Microsoft Excel 97...	2/14/2018 11:54:42 AM	rw-r--r--	pgrocer
CIS156S18.xls	8 KB	Microsoft Excel 97...	2/14/2018 11:54:18 AM	rw-rw-r--	pgrocer
CIS159S18.xls	11 KB	Microsoft Excel 97...	2/14/2018 11:54:58 AM	rw-r--r--	pgrocer
CIS283S18.xls	12 KB	Microsoft Excel 97...	2/14/2018 11:53:58 AM	rw-r--r--	pgrocer
DATADRIVE1 (E) - Sho...	1 KB	Shortcut	4/24/2018 3:37:52 PM	rw-rw-r--	pgrocer
DBPresen3S18.ppt	437 KB	Microsoft PowerP...	4/24/2018 2:55:54 PM	rw-rw-r--	pgrocer
EmailGroupTwoPHP.z	47 KB	Compressed (zipp...	4/25/2018 3:41:40 PM	rw-r--r--	pgrocer
employeeinfo.txt	1 KB	Text Document	5/9/2018 6:09:56 PM	rw-rw-r--	pgrocer
FirstDB.accdb	456 KB	Microsoft Access ...	2/22/2018 10:50:54 AM	rwxr-xr-x	pgrocer
firsthtml.html	1 KB	HTML Document	1/23/2018 10:50:32 AM	rw-r--r--	pgrocer
guessgamesession.zip	4 KB	Compressed (zipp...	1/23/2018 9:40:02 PM	rwxr-xr-x	pgrocer
IntroductiontoHTML.	1,753 KB	Compressed (zipp...	1/31/2018 11:44:56 AM	rw-r--r--	pgrocer
MakeBinVB.docx	13 KB	Microsoft Word D...	4/16/2018 9:56:50 PM	rw-rw-r--	pgrocer
multidiv.html	1 KB	HTML Document	3/8/2018 10:52:44 AM	rwxr-xr-x	pgrocer
myinclasscss.html	1 KB	HTML Document	2/5/2018 11:24:32 AM	rw-r--r--	pgrocer
playerwin.html	2 KB	HTML Document	3/26/2018 12:08:36 PM	rwxr-xr-x	pgrocer
SanDiskSecureAccess...	8,399 KB	File EXE	11/4/2016 7:37:10 AM	rw-r--r--	pgrocer
SecondDB.accdb	516 KB	Microsoft Access ...	2/10/2018 4:43:30 PM	rw-r--r--	pgrocer
studentF11.txt	1 KB	Text Document	3/3/2018 8:55:28 AM	rw-r--r--	pgrocer
testJS.html	1 KB	HTML Document	3/5/2018 12:27:38 PM	rw-r--r--	pgrocer
testmultiply.html	1 KB	HTML Document	3/6/2018 10:46:24 AM	rwxr-xr-x	pgrocer

0 B of 432 MB in 0 of 220 1 hidden 0 B of 2.04 MB in 0 of 292

first.pl first12.html first2013.html first2015.html firstF12.html firstF13.html firstF2015.html firsthtml.html grosspost.html hackbeanpot.html hello.cgi hello.html helloh.cgi helloh.html helloworldtwice.html hellox.cgi HTML5test.html index.htm insertbcc1.php insertbcc2.html insertbcc2.php insertbcc2andshow.p inter.cgi

I can drag a file over to the public\_html area.

material is the similar.

I leave up the S... You should look... 31 items 1 item selected 907 bytes

I record most of the classes where I deliver a lecture so you should always assume that the class is being recorded. If you want to know, just ask! I then post the audio and the Smartboard notes so you can follow and/or review what happened in class.

We will start looking at HTML/HTML5 to develop a web page this week. Please look at the samples under Examples. These are the pages you need to go over and understand:

[HTML5intro.html](#)  
[HTML5list.html](#)  
[HTML5linkpage.html](#)  
[HTML5CSSlist.html](#)  
[HTML5headers.html](#)

12:42 PM 9/11/2018



CIS120/17 Course Page

www.parcroer.net/PEGCIS120.html

E:\ - CISWEB - WinSCP

Local Mark Files Commands Session Options Remote Help

New Open Edit Edit Link... Upload... Duplicate... Move To... Delete Rename Paste File Custom Commands File Names Locking Properties

File... Shift+F4 Directory... F7 Link...

I can create a directory/folder.

public\_html

Find Files

Download Edit Properties New

Capture to new page

Name	Size	Changed	Rights	Owner
first.pl	1 KB	8/22/2003 11:18:09 PM	rw-r-xr-x	pgrocer
first12.html	1 KB	9/6/2016 1:07:14 PM	rw-rw-r--	pgrocer
first2013.html	1 KB	9/12/2013 11:05:30 AM	rw-r--r--	pgrocer
first2015.html	1 KB	1/22/2015 11:49:48 AM	rw-r--r--	pgrocer
firstF12.html	1 KB	9/4/2012 11:28:22 AM	rw-r--r--	pgrocer
firstF13.html	1 KB	9/3/2013 11:51:20 AM	rw-r--r--	pgrocer
firstF2015.html	1 KB	9/8/2015 11:33:09 AM	rw-rw-r--	pgrocer
firsthtml.html	1 KB	1/23/2018 10:50:32 AM	rw-rw-r--	pgrocer
grosspost.html	1 KB	9/10/2003 8:54:43 PM	rw-r--r--	pgrocer
hackbeanpot.html	2 KB	2/17/2017 3:41:14 PM	rw-rw-r--	pgrocer
hello.cgi	1 KB	9/3/2003 4:14:34 PM	rw-r-xr-x	pgrocer
hello.html	1 KB	1/26/2007 9:48:05 AM	rw-r--r--	pgrocer
helloh.cgi	1 KB	9/20/2005 5:10:34 PM	rw-r-xr-x	pgrocer
helloworld.html	1 KB	1/24/2012 11:46:34 AM	rw-r--r--	pgrocer
helloworldtwice.html	1 KB	10/15/2014 12:19:20 PM	rw-rw-r--	pgrocer
hellox.cgi	1 KB	9/20/2005 5:09:22 PM	rw-r-xr-x	pgrocer
HTML5test.html	1 KB	1/26/2012 11:45:13 AM	rw-r--r--	pgrocer
index.htm	3 KB	3/14/2008 4:49:15 PM	rw-r-xr-x	pgrocer
insertbcc1.php	1 KB	12/11/2003 7:58:48 PM	rw-r--r--	pgrocer
insertbcc2.html	1 KB	12/11/2003 8:22:14 PM	rw-r--r--	pgrocer
insertbcc2.php	1 KB	4/18/2007 2:14:48 PM	rw-r--r--	pgrocer
insertbcc2andshow.p	1 KB	11/29/2009 8:06:45 PM	rw-r--r--	pgrocer
inter.cgi	3 KB	8/18/2003 2:23:19 PM	rw-r-xr-x	pgrocer

0 B of 432 MB in 0 of 220

1 hidden 0 B of 2.04 MB in 0 of 292

SFTP-3 0:09:25

31 items 1 item selected 907 bytes

I leave up the S... You should loo... material is the similar.

I record most of the classes where I deliver a lecture so you should always assume that the class is being recorded. If you want to know, just ask! I then post the audio and the Smartboard notes so you can follow and/or review what happened in class.

We will start looking at HTML/HTML5 to develop a web page this week. Please look at the samples under Examples. These are the pages you need to go over and understand:

[HTML5intro.html](#)  
[HTML5list.html](#)  
[HTML5linkpage.html](#)  
[HTML5CSSlist.html](#)  
[HTML5headers.html](#)

12:43 PM 9/11/2018

CIS120/17 Course Page

www.pgrocer.net/PEGCIS120.html

E:\ - CISWEB - WinSCP

Local Mark Files Commands Session Options Remote Help

Synchronize Queue Transfer Settings Default

CISWEB New Session

E: USB Drive public\_html

Upload Edit Properties New Download Edit Properties New

Name	Size	Type	Changed	Name	Size	Changed	Rights	Owner
CIS120S18.xls	19 KB	Microsoft Excel 97...	2/14/2018 11:55:44 AM	..		4/15/2018 10:50:34 AM	rwrx-x---	pgrocer
CIS122S18.xls	9 KB	Microsoft Excel 97...	2/14/2018 11:55:20 AM	aaaCIS120S18		1/30/2018 11:30:16 AM	rwrxrwx-x	pgrocer
CIS150S18.xls	10 KB	Microsoft Excel 97...	2/14/2018 11:54:42 AM	aaaCIS122		10/6/2014 12:55:29 PM	rwrxr-x-x	pgrocer
CIS156S18.xls	8 KB	Microsoft Excel 97...	2/14/2018 11:54:18 AM	aaaCIS122S18		1/29/2018 11:45:09 AM	rwrxrwx-x	pgrocer
CIS159S18.xls	11 KB	Microsoft Excel 97...	2/14/2018 11:54:58 AM	aaaTest		10/29/2014 10:40:43 PM	rwrxr-x-x	pgrocer
CIS283S18.xls	12 KB	Microsoft Excel 97...	2/14/2018 11:53:58 AM	aclassnotes		10/6/2010 1:28:08 PM	rwrxr-x-x	pgrocer
DATADRIIVE1 (E) - Sho...	1 KB	Shortcut	4/24/2018 3:37:52 PM	aclassPHPKY		1/2/2014 11:59:02 AM	rwrxr-x-x	pgrocer
DBPresen3S18.ppt	437 KB	Microsoft PowerP...	4/24/2018 2:55:54 PM	aclassPHPOOP		1/1/2014 11:20:19 AM	rwrxr-x-x	pgrocer
EmailGroupTwoPHP.z	47 KB	Compressed (zipp...	4/25/2018 3:41:40 PM	aFall2016		12/21/2016 11:52:55 AM	rwrxrwx-x	pgrocer
employeeinfo.txt	1 KB	Text Document	5/9/2018 6:09:56 PM	AjaxMyExamples		11/9/2013 10:11:35 PM	rwrxr-x-x	pgrocer
FirstDB.accdb	456 KB	Microsoft Access ...	2/22/2018 10:50:54 AM	AjaxNotes		9/14/2013 12:09:04 PM	rwrxr-x-x	pgrocer
firsthtml.html	1 KB	HTML Document	1/23/2018 10:50:32 AM	AJAXwhatever		10/20/2013 12:27:20 PM	rwrxr-x-x	pgrocer
guessgamesession.zip	4 KB	Compressed (zipp...	4/30/2018 9:40:02 PM	Alice		3/26/2008 1:10:58 PM	rwrxr-x-x	pgrocer
IntroductiontoHTML	1,753 KB	Compressed (zipp...	1/31/2018 11:44:56 AM	applicants		7/17/2016 11:29:24 AM	rwrxrwx-x	pgrocer
MakeDBinVB.docx	13 KB	Microsoft Word D...	4/16/2018 9:56:50 PM	ASentToMeFall2011		11/23/2011 4:24:53 PM	rwrxr-x-x	pgrocer
multdiv.html	1 KB	HTML Document	3/8/2018 10:52:44 AM	ASentToMeSpring2013		3/11/2013 11:49:39 PM	rwrxr-x-x	pgrocer
myinclasscss.html	1 KB	HTML Document	2/5/2018 11:24:32 AM	ASP		5/25/2017 4:12:13 PM	rwrxr-x-x	pgrocer
playerwin.html	2 KB	HTML Document	3/26/2018 12:08:36 PM	aSpring2016		2/29/2016 12:06:01 PM	rwrxrwx-x	pgrocer
SanDiskSecureAccess...	8,399 KB	File EXE	11/4/2016 7:37:10 AM	aSpring2018		5/10/2018 8:27:13 AM	rwrxrwx-x	pgrocer
SecondDB.accdb	516 KB	Microsoft Access ...	2/10/2018 4:43:30 PM	aSummer2016		7/16/2016 10:38:31 PM	rwrxrwx-x	pgrocer
studentF11.txt	1 KB	Text Document	3/3/2018 8:55:28 AM	audio_smartboard		1/27/2014 8:45:26 PM	rwrxr-x-x	pgrocer
testJS.html	1 KB	HTML Document	3/5/2018 12:27:38 PM	audio_smartboard14		11/24/2014 8:12:42 AM	rwrxr-x-x	pgrocer
testmultiply.html	1 KB	HTML Document	3/6/2018 10:46:24 AM	audio_smartboard15		1/22/2015 8:42:58 PM	rwrxr-x-x	pgrocer

Folder I created

0 B of 432 MB in 0 of 220

1 hidden 0 B of 2.04 MB in 0 of 292

SFTP-3 0:10:00

I leave up the Smartboard Notes and audio lectures from previous semesters since much of the material is the similar. You should look up Smartboard presentations on topics that you want to go over. I record most of the classes where I deliver a lecture so you should always assume that the class is being recorded. If you want to know, just ask! I then post the audio and the Smartboard notes so you can follow and/or review what happened in class. We will start looking at HTML/HTML5 to develop a web page this week. Please look at the samples under Examples. These are the pages you need to go over and understand:

- [HTML5intro.html](#)
- [HTML5list.html](#)
- [HTML5linkpage.html](#)
- [HTML5CSSlist.html](#)
- [HTML5headers.html](#)

12:44 PM 9/11/2018

CIS120/17 Course Page

aaaCIS120S18 - CISWEB - WinSCP

Local Mark Files Commands Session Options Remote Help

Synchronize Queue Transfer Settings Default

CISWEB New Session

E: USB Drive /home/pgrocer/public\_html/aaaCIS120S18/

Name	Size	Type	Changed	Rights	Owner
CIS120S18.xls	19 KB	Microsoft Excel 97...	2/14/2018 11:55:44 AM		
CIS122S18.xls	9 KB	Microsoft Excel 97...	2/14/2018 11:55:20 AM		
CIS150S18.xls	10 KB	Microsoft Excel 97...	2/14/2018 11:54:42 AM		
CIS156S18.xls	8 KB	Microsoft Excel 97...	2/14/2018 11:54:18 AM		
CIS159S18.xls	11 KB	Microsoft Excel 97...	2/14/2018 11:54:58 AM		
CIS283S18.xls	12 KB	Microsoft Excel 97...	2/14/2018 11:53:58 AM		
DATADRV1E1 (E) - Sho...	1 KB	Shortcut	4/24/2018 3:37:52 PM		
DBPresen3S18.ppt	437 KB	Microsoft PowerP...	4/24/2018 2:55:54 PM		
EmailGroupTwoPHP.z	47 KB	Compressed (zipp...	4/25/2018 3:41:40 PM		
employeeinfo.txt	1 KB	Text Document	5/9/2018 6:09:56 PM		
FirstDB.accdb	456 KB	Microsoft Access ...	2/22/2018 10:50:54 AM		
firsthtml.html	1 KB	HTML Document	1/23/2018 10:50:32 AM	rw-r-xr-x	pgrocer
guessgamesession.zip	4 KB	Compressed (zipp...	4/30/2018 9:40:02 PM	rw-rw-r--	pgrocer
IntroductiontoHTML	1,753 KB	Compressed (zipp...	1/31/2018 11:44:56 AM		
MakeDBinVB.docx	13 KB	Microsoft Word D...	4/16/2018 9:56:50 PM		
multdiv.html	1 KB	HTML Document	3/8/2018 10:52:44 AM		
myinclasscss.html	1 KB	HTML Document	2/5/2018 11:24:32 AM		
playerwin.html	2 KB	HTML Document	3/26/2018 12:08:36 PM		
SanDiskSecureAccess...	8,399 KB	File EXE	11/4/2016 7:37:10 AM		
SecondDB.accdb	516 KB	Microsoft Access ...	2/10/2018 4:43:30 PM		
studentF11.txt	1 KB	Text Document	3/3/2018 8:55:28 AM		
testUS.html	1 KB	HTML Document	3/5/2018 12:27:38 PM		
testmultiply.html	1 KB	HTML Document	3/6/2018 10:46:24 AM		

0 B of 432 MB in 0 of 220 1 hidden 474 B of 474 B in 1 of 1 SFTP-3 0:11:21

This was dragged over to go inside the directory.

presentation ble g trouble

ly. Extra credit outside page. re posted.) accept late

with the al with SQL. g your

and own as well.

during the s where ffice (K-112) F the Week of ne. ase be sure to

If you were

not in class or have questions, please look at the Smartboard notes and listen to the accompanying audio. I leave up the Smartboard Notes and audio lectures from previous semesters since much of the material is the similar. You should look up Smartboard presentations on topics that you want to go over. I record most of the classes where I deliver a lecture so you should always assume that the class is being recorded. If you want to know, just ask! I then post the audio and the Smartboard notes so you can follow and/or review what happened in class. We will start looking at HTML/HTML5 to develop a web page this week. Please look at the samples under Examples. These are the pages you need to go over and understand:

[HTML5intro.html](#)

[HTML5list.html](#)

[HTML5linkpage.html](#)

[HTML5CSSlist.html](#)

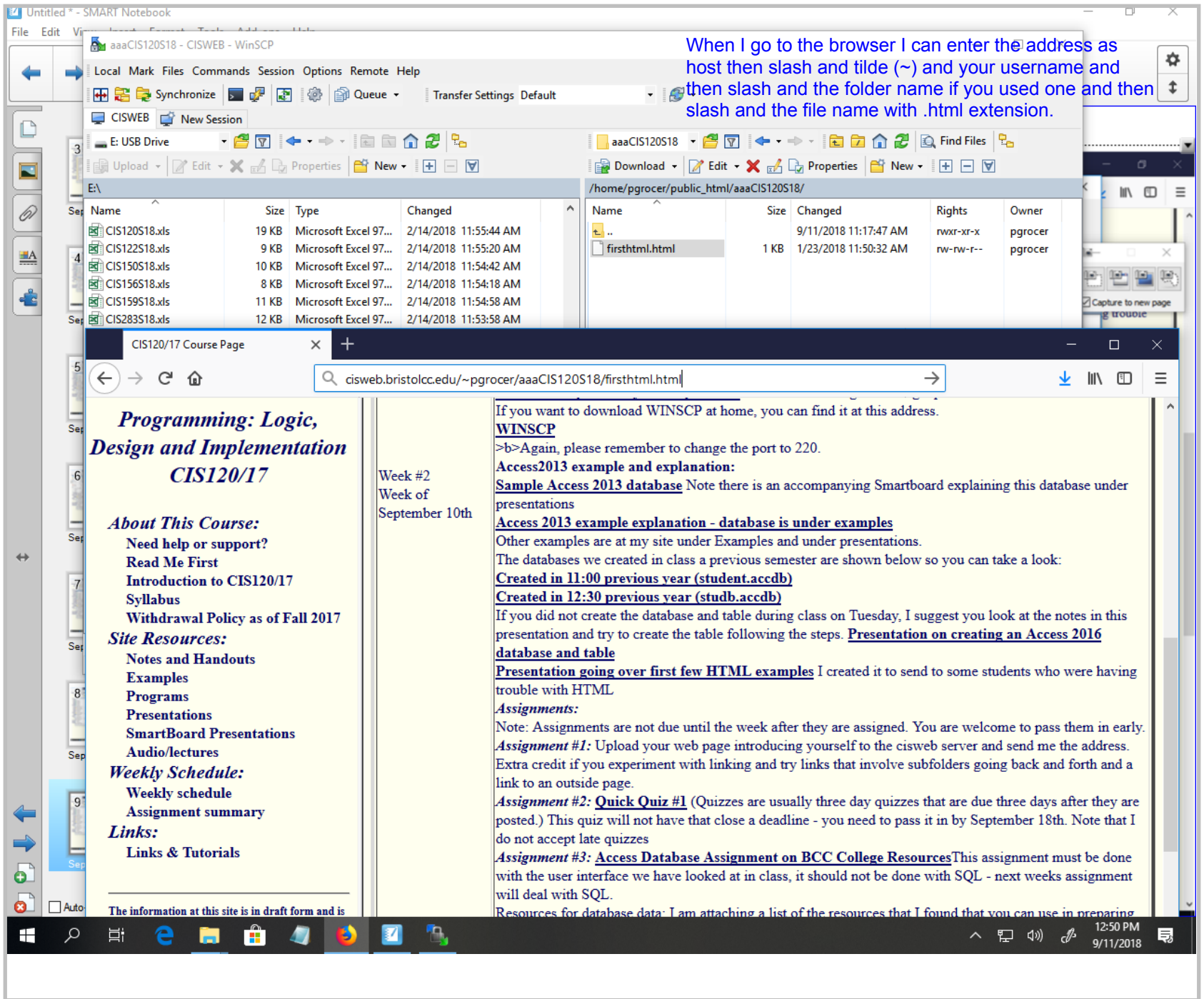
[HTML5headers.html](#)

12:45 PM 9/11/2018



The screenshot displays the WinSCP interface with two panes. The left pane shows the local drive 'E:\', and the right pane shows the remote directory '/home/pgrocer/public\_html/aaaCIS120S18/'. A context menu is open over the file 'firsthtml.html' in the remote directory, with the 'Edit' option selected. A sub-menu is also visible, showing options like 'Internal editor', 'Notepad', and 'Configure...'. A blue text box is overlaid on the right pane with the text: 'Note you can also edit files you have put out on the server.'

Name	Size	Type	Changed	Rights	Owner
..			9/11/2018 11:17:47 AM	rw-r-xr-x	pgrocer
firsthtml.html			9/11/2018 11:50:32 AM	rw-rw-r--	pgrocer



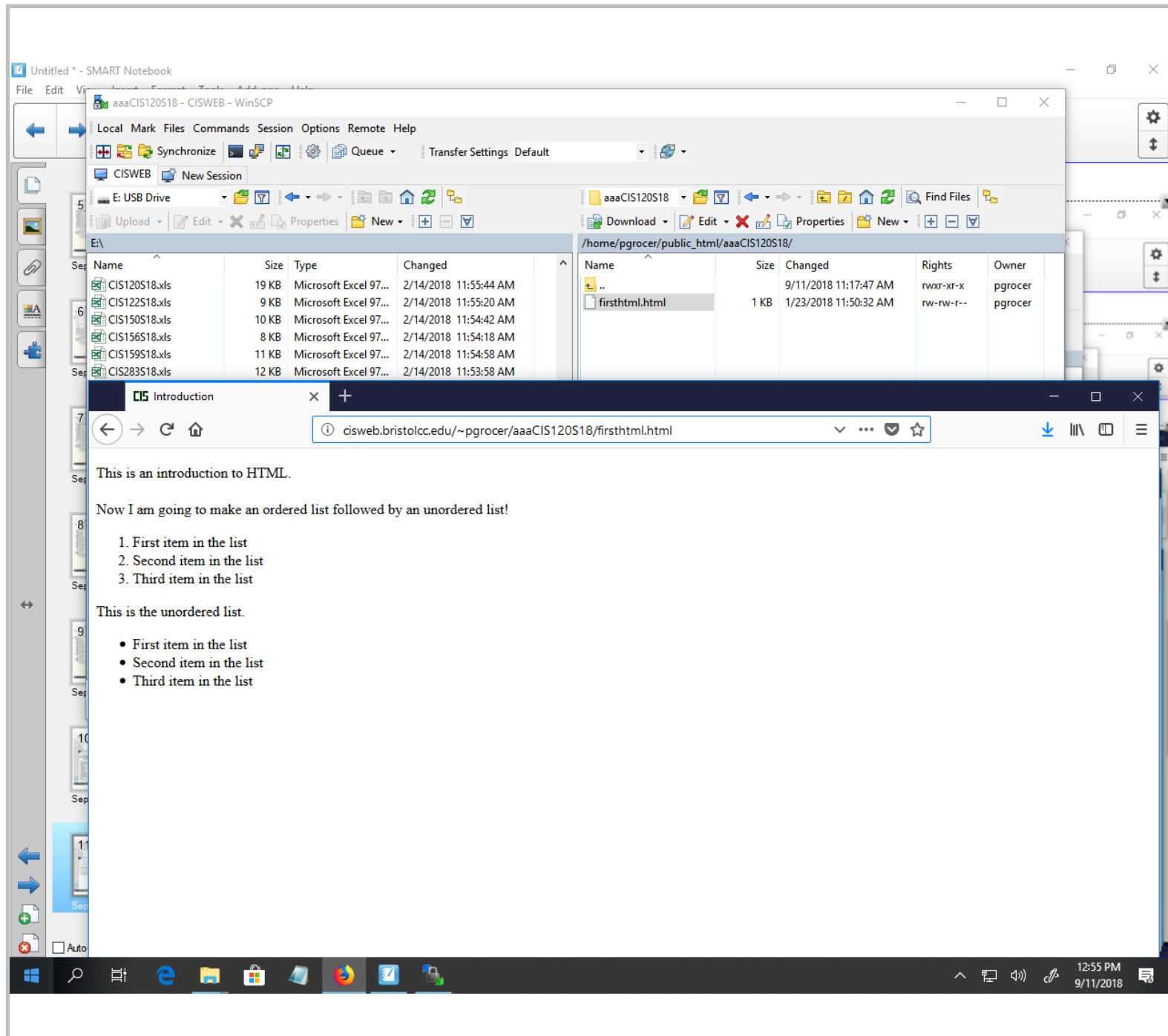
When I go to the browser I can enter the address as host then slash and tilde (~) and your username and then slash and the folder name if you used one and then slash and the file name with .html extension.

***Programming: Logic,  
Design and Implementation  
CIS120/17***

- About This Course:**  
 Need help or support?  
 Read Me First  
 Introduction to CIS120/17  
 Syllabus  
 Withdrawal Policy as of Fall 2017
- Site Resources:**  
 Notes and Handouts  
 Examples  
 Programs  
 Presentations  
 SmartBoard Presentations  
 Audio/lectures
- Weekly Schedule:**  
 Weekly schedule  
 Assignment summary
- Links:**  
 Links & Tutorials

Week #2  
 Week of  
 September 10th

If you want to download WINS SCP at home, you can find it at this address.  
**WINS SCP**  
 >b>Again, please remember to change the port to 220.  
**Access2013 example and explanation:**  
[Sample Access 2013 database](#) Note there is an accompanying Smartboard explaining this database under presentations  
[Access 2013 example explanation - database is under examples](#)  
 Other examples are at my site under Examples and under presentations.  
 The databases we created in class a previous semester are shown below so you can take a look:  
[Created in 11:00 previous year \(student.accdb\)](#)  
[Created in 12:30 previous year \(studb.accdb\)](#)  
 If you did not create the database and table during class on Tuesday, I suggest you look at the notes in this presentation and try to create the table following the steps. [Presentation on creating an Access 2016 database and table](#)  
[Presentation going over first few HTML examples](#) I created it to send to some students who were having trouble with HTML  
**Assignments:**  
 Note: Assignments are not due until the week after they are assigned. You are welcome to pass them in early.  
**Assignment #1:** Upload your web page introducing yourself to the cisweb server and send me the address. Extra credit if you experiment with linking and try links that involve subfolders going back and forth and a link to an outside page.  
**Assignment #2: Quick Quiz #1** (Quizzes are usually three day quizzes that are due three days after they are posted.) This quiz will not have that close a deadline - you need to pass it in by September 18th. Note that I do not accept late quizzes  
**Assignment #3: Access Database Assignment on BCC College Resources** This assignment must be done with the user interface we have looked at in class, it should not be done with SQL - next weeks assignment will deal with SQL.  
 Resources for database data: I am attaching a list of the resources that I found that you can use in preparing

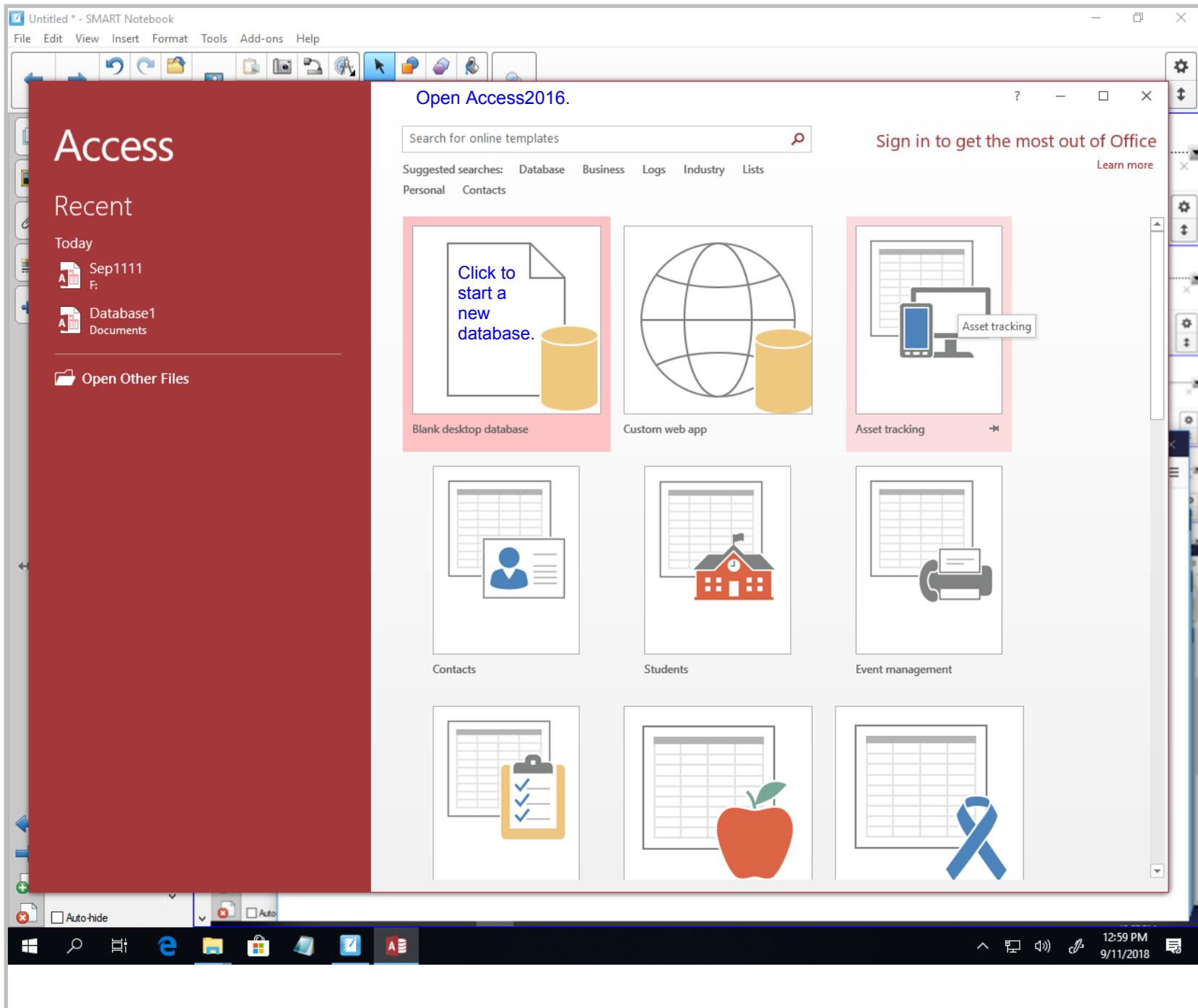


The screenshot shows a Windows desktop with three overlapping windows:

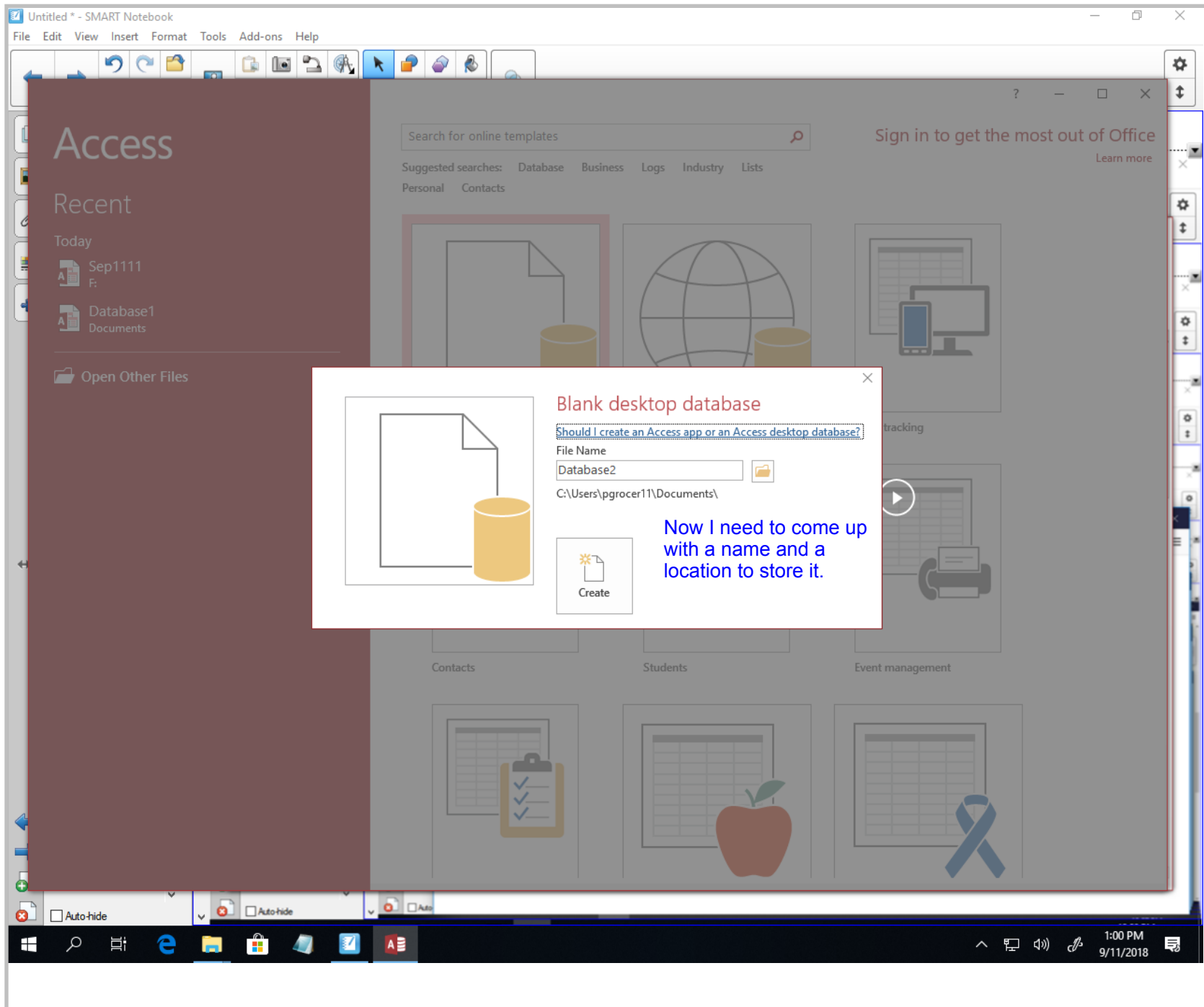
- WinSCP Window:** Displays a local file explorer for 'E:\' and a remote file explorer for '/home/pgrocer/public\_html/aaaCIS120S18/'. The local explorer shows several Excel files (e.g., CIS120S18.xls, CIS122S18.xls). The remote explorer shows a file named 'firsthtml.html'.
- Web Browser Window:** Displays a page titled 'Introduction'. The address bar contains the URL: `cisweb.bristolcc.edu/~pgrocer/aaaCIS120S18/firsthtml.html`. The page content includes:
  - 'This is an introduction to HTML.'
  - 'Now I am going to make an ordered list followed by an unordered list!'
  - An ordered list:
    1. First item in the list
    2. Second item in the list
    3. Third item in the list
  - 'This is the unordered list.'
  - An unordered list:
    - First item in the list
    - Second item in the list
    - Third item in the list

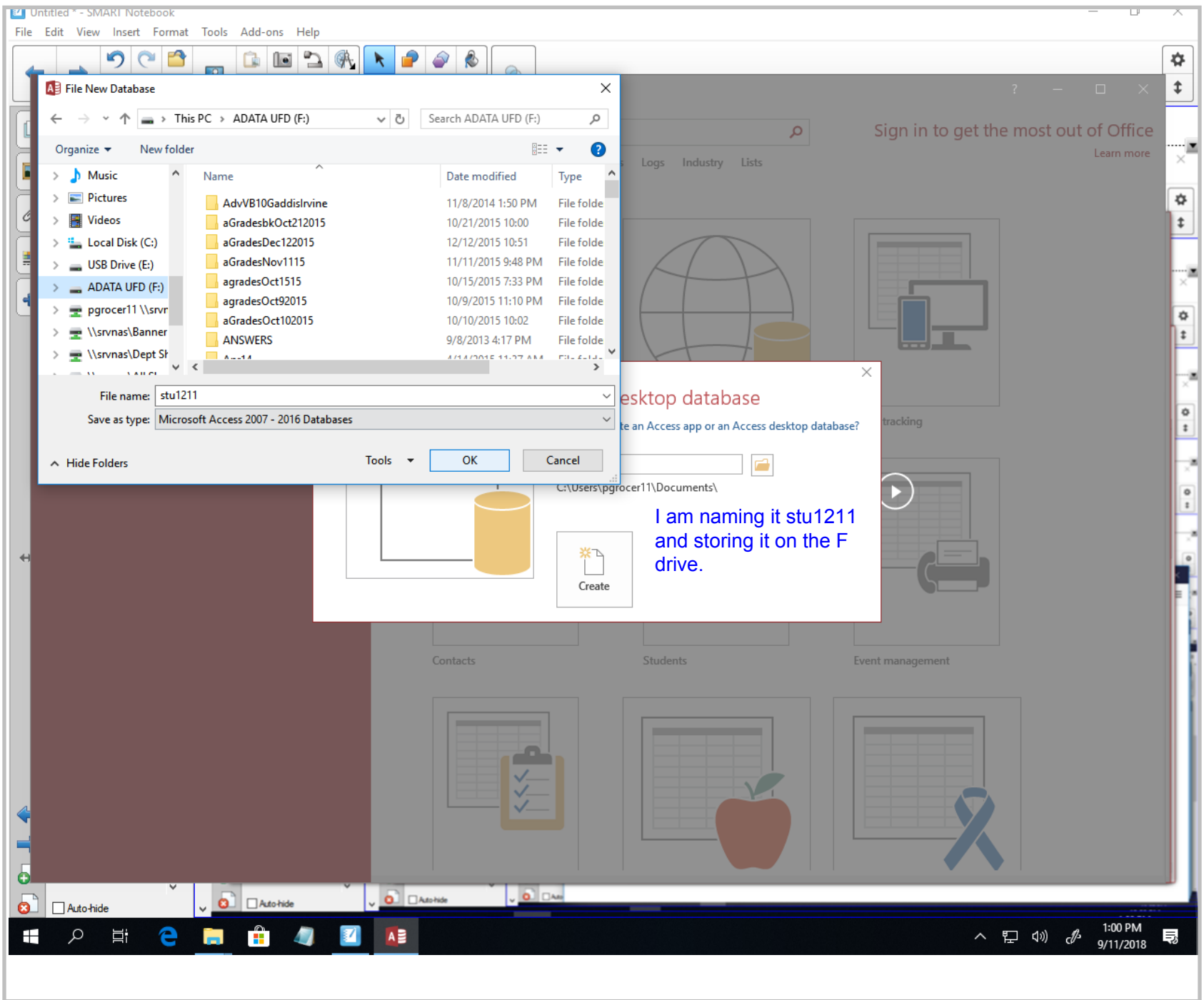
Annotations in the browser window identify parts of the URL:

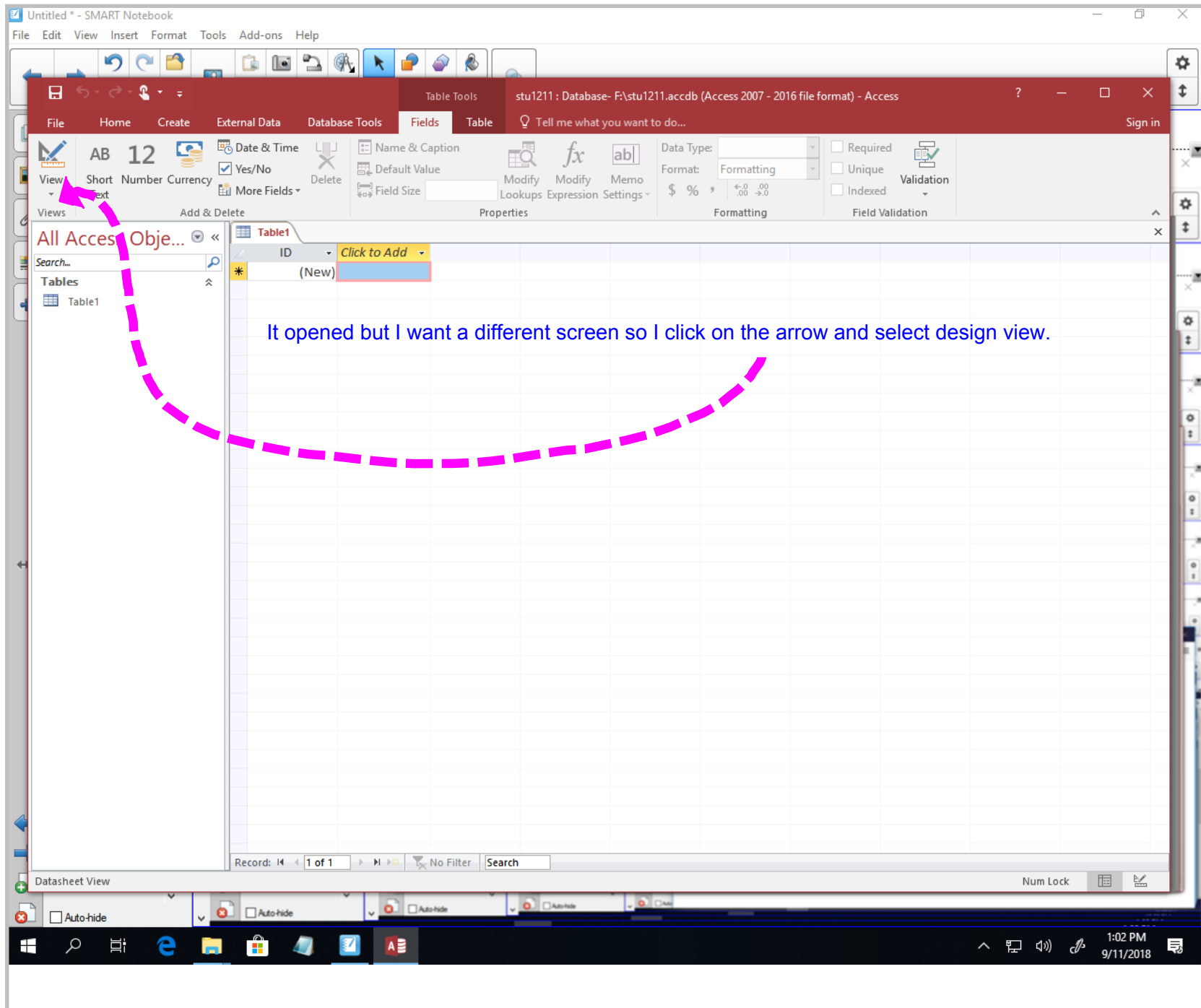
- HOST:** Points to `cisweb.bristolcc.edu`
- tilde username:** Points to `~pgrocer`
- directory which is optional:** Points to `aaaCIS120S18/`
- file name:** Points to `firsthtml.html`

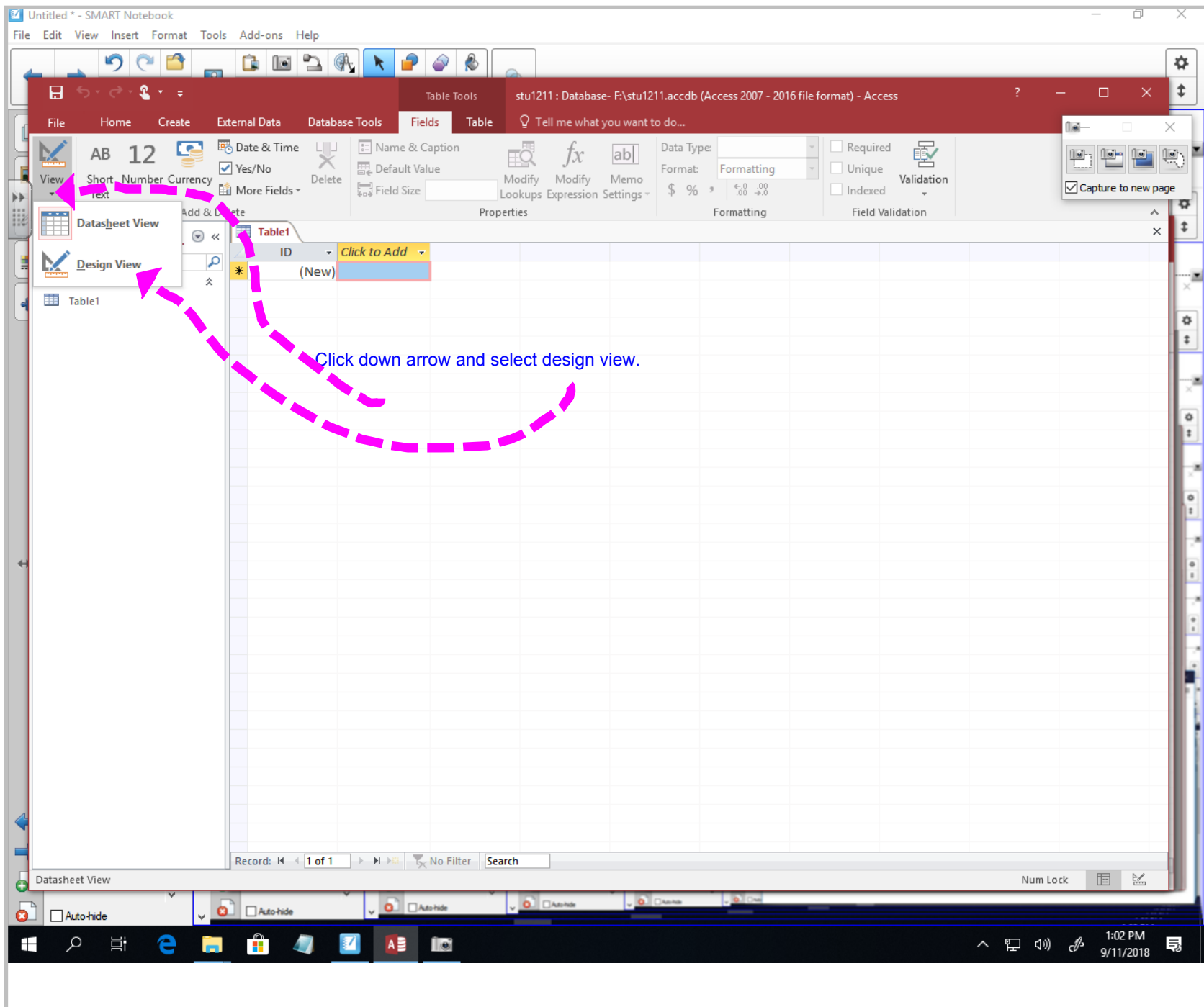


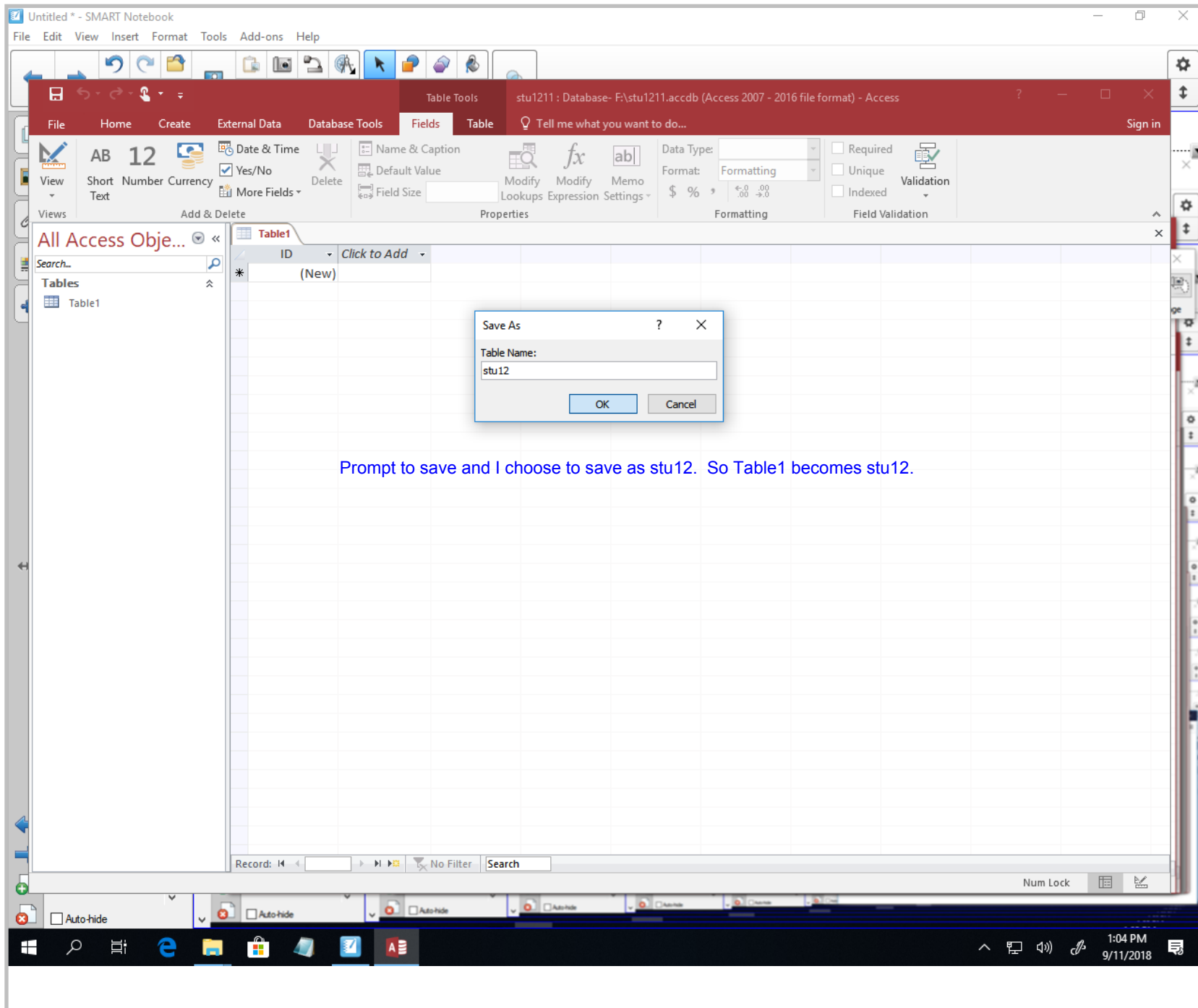












Prompt to save and I choose to save as stu12. So Table1 becomes stu12.



Microsoft Access Design view for table 'stu12'. The ribbon shows the 'Design' tab with various tools for creating and modifying fields. The table design grid is visible with the following structure:

Field Name	Data Type	Description (Optional)
ID	AutoNumber	

Handwritten red notes in the design grid:

```

idno | name | major | gpa | noCredits
  
```

Blue text below the grid:

Now I can enter the name of the field and the data type. I am going to enter idno as the field name and ShortText as the data type.

Field Properties:

Property	Value
Field Size	Long Integer
New Values	Increment
Format	
Caption	
Indexed	Yes (No Duplicates)
Text Align	General

A field name can be up to 64 characters long, including spaces. Press F1 for help on field names.

Microsoft Access Design view for table 'stu12'. The ribbon shows 'Design' with various field and table tools. The table structure is as follows:

Field Name	Data Type	Description (Optional)
idno	Short Text	

Handwritten red notes in the design grid show a table structure: `idno | name | major | gpa | noCredits`. A pink dashed arrow points from the 'idno' field in the table to the 'Field Size' property in the 'Field Properties' pane, which is currently set to 4.

The default field size was 255. I am changing to a more realistic size of 4.

The maximum number of characters you can enter in the field. The largest maximum you can set is 255. Press F1 for help on field size.

Microsoft Access - Design view

File Home Create External Data Database Tools Design Tell me what you want to do... Sign in

View Primary Builder Test Validation Delete Rows Property Indexes Create Data Rename/ Relationships Object Modify Lookups Sheet Macros Delete Macro Field, Record & Table Events Dependencies

stu12

Field Name	Data Type	Description (Optional)
idno	Short Text	
name		

Handwritten notes in red ink:

- idno
- name
- major
- Gpa
- no Credits

Microsoft Access

The name you supplied is a reserved word. Reserved words have a specific meaning to Microsoft Access or to the Microsoft Access database engine.

If you use a reserved word, you may receive an error when referring to this field.

OK Cancel Help

Field Properties

General Lookup

A field name can be up to 64 characters long, including spaces. Press F1 for help on field names.

Design view. F6 = Switch panes. F1 = Help. Num Lock

Microsoft Access Design view for table 'stu12'. The ribbon shows the 'Design' tab with various tools for table structure. The table design grid is as follows:

Field Name	Data Type	Description (Optional)
idno	Short Text	
namz	Short Text	

Handwritten red notes in the design grid:

```

idno | name | major | gpa | noCredits
  
```

Note that I change field size from 255 to 50.

Field Properties for 'namz':

Property	Value
Field Size	50
Format	
Input Mask	
Caption	
Default Value	
Validation Rule	
Validation Text	
Required	No
Allow Zero Length	Yes
Indexed	No
Unicode Compression	Yes
IME Mode	No Control
IME Sentence Mode	None
Text Align	General

The maximum number of characters you can enter in the field. The largest maximum you can set is 255. Press F1 for help on field size.

Microsoft Access 2016 interface showing the design view of a table named 'stu12' in the 'stu2111' database. The table has three fields: 'idno', 'namz', and 'major', all of type 'Short Text'. The 'major' field is selected, and its properties are shown in the 'Field Properties' pane, where the 'Field Size' is set to 2. A handwritten note in red ink says 'I made field size 2.' A red box highlights the 'major' field in the table design grid. A red handwritten note in the background of the table design grid lists fields: 'idno', 'name', 'major', 'gpa', and 'noCredits'.

Field Name	Data Type	Description (Optional)
idno	Short Text	
namz	Short Text	
major	Short Text	

*I made field size 2.*

*idno name major gpa noCredits*

**Field Properties**

Property	Value
Field Size	2
Format	
Input Mask	
Caption	
Default Value	
Validation Rule	
Validation Text	
Required	No
Allow Zero Length	Yes
Indexed	No
Unicode Compression	Yes
IME Mode	No Control
IME Sentence Mode	None
Text Align	General

The maximum number of characters you can enter in the field. The largest maximum you can set is 255. Press F1 for help on field size.



File Edit View Insert Format Tools Add-ons Help

Table Tools stu1211 : Database- F:\stu1211.accdb (Access 2007 - 2016 file format) - Access SMART Ink Sign in

File Home Create External Data Database Tools Design Tell me what you want to do...

Views Primary Builder Test Validation Rules Modify Lookups Property Indexes Sheet Create Data Macros Rename/Delete Macro Relationships Object Dependencies

All Access Objects Search... Tables stu12

Now I click on the icon shown to be able to start entering data into the table.

Field Name	Data Type	Description (Optional)
idno	Short Text	
namz	Short Text	
major	Short Text	
gpa	Number	
noCredits	Number	

idno name major gpa noCredits

gpa and noCredits are both numbers. I made gpa have a field size of single to allow decimals and I made noCredits have a field size of integer since it is a whole number that will never get huge.

Field Properties

General	Lookup
Field Size	Integer
Format	
Decimal Places	Auto
Input Mask	
Caption	
Default Value	0
Validation Rule	
Validation Text	
Required	No
Indexed	No
Text Align	General

The data type determines the kind of values that users can store in the field. Press F1 for help on data types.

Design view. F6 = Switch panes. F1 = Help. Num Lock

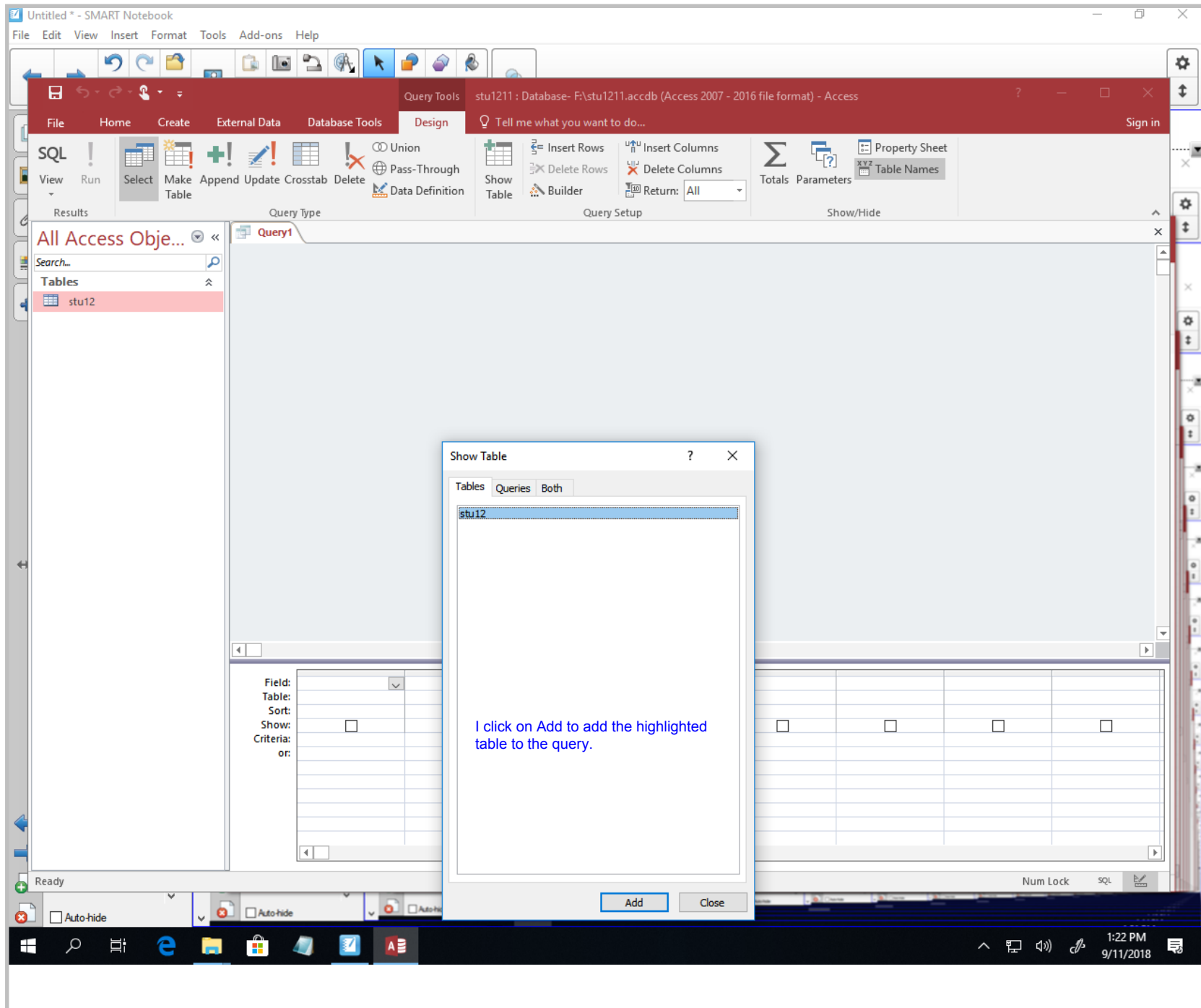
Microsoft Access interface showing a table named 'stu12' in Datasheet View. The table has the following columns: idno, namz, major, gpa, noCredits. The first row contains an asterisk (\*) in the 'idno' column and '0' in the 'gpa' and 'noCredits' columns. A red handwritten note explains data entry: 'I enter the data here and move down to the next row to enter another row. When I am done I close it.' Below the note is a red diagram showing a table structure with columns labeled 'idno', 'name', 'major', 'gpa', and 'noCredits'.

idno	namz	major	gpa	noCredits
*			0	0

I enter the data here and move down to the next row to enter another row. When I am done I close it.

idno | name | major | gpa | noCredits





After the query is designed, click here to see the results.

Now I drag the fields I want to see down to the layout. I can put them in any order and do not have to use them all.

Field:	idno	namz	major	noCredits	gpa			
Table:	stu12	stu12	stu12	stu12	stu12			
Sort:								
Show:	<input checked="" type="checkbox"/>	<input checked="" type="checkbox"/>	<input checked="" type="checkbox"/>	<input checked="" type="checkbox"/>	<input checked="" type="checkbox"/>	<input type="checkbox"/>	<input type="checkbox"/>	<input type="checkbox"/>
Criteria:								
or:								



Click here to go back to design.

Note that text fields are against the left wall and numbers are against the right wall.

idno	namz	major	noCredits	gpa
1111	Susan Ash	CI	34	3.45
1212	John Costa	CI	45	3
2222	Linda French	BU	26	2.5
2345	Jim Richards	CI	6	2.8
3333	Jennifer Ames	BU	45	4
3456	Stephen Danie	CI	34	3.7
4444	Sarah Grove	CI	40	3.9
*			0	0

Microsoft Access interface showing the Design view of a query named "Query1" based on the table "stu12". The table fields are: idno, namz, major, gpa, and noCredits. The criteria for the "major" field is set to "CI".

Now I only want CI majors so I enter "CI" on the criteria line under the major field.

Field:	idno	namz	major	noCredits	gpa			
Table:	stu12	stu12	stu12	stu12	stu12			
Sort:								
Show:	<input checked="" type="checkbox"/>	<input checked="" type="checkbox"/>	<input checked="" type="checkbox"/>	<input checked="" type="checkbox"/>	<input checked="" type="checkbox"/>	<input type="checkbox"/>	<input type="checkbox"/>	<input type="checkbox"/>
Criteria:			"CI"					
or:								

Microsoft Access window: stu1211 : Database- F:\stu1211.accdb (Access 2007 - 2016 file format) - Access

Query1

idno	namz	major	noCredits	gpa
1111	Susan Ash	CI	34	3.45
1212	John Costa	CI	45	3
2345	Jim Richards	CI	6	2.8
3456	Stephen Danie	CI	34	3.7
4444	Sarah Grove	CI	40	3.9
*			0	0

Record: 14 1 of 5

stu1211 : Database- F:\stu1211.accdb (Access 2007 - 2016 file format) - Access

File Home Create External Data Database Tools Tell me what you want to do... Sign in

Filter Ascending Selection Descending Advanced Remove Sort Toggle Filter Refresh All Delete More Find Replace Go To Select

Views Clipboard Sort & Filter Records Find Text Formatting

All Access Obj... Search... Tables stu12

idno	namz	major	noCredits	gpa
1111	Susan Ash	CI	34	3.45
1212	John Costa	CI	45	3
2345	Jim Richards	CI	6	2.8
3456	Stephen Danie	CI	34	3.7
4444	Sarah Grove	CI	40	3.9
*			0	0

Record: 14 | 1 of 5 | No Filter | Search

Ready Num Lock SQL

1:25 PM 9/11/2018

The screenshot shows the Microsoft Access interface. The main window is titled 'stu1211 : Database- F:\stu1211.accdb (Access 2007 - 2016 file format) - Access'. The ribbon is set to 'Design' under 'Query Tools'. The design view for 'Query1' is open, showing a table with columns: idno, namz, major, noCredits, and gpa. A dialog box with a yellow warning icon asks: 'Do you want to save changes to the design of query 'Query1'?'. The dialog has 'Yes', 'No', and 'Cancel' buttons. A pink arrow points to the 'X' button in the top right corner of the design view area, with the text 'Click to save.' next to it.

Field:	idno	namz	major	noCredits	gpa			
Table:	stu12	stu12	stu12	stu12	stu12			
Sort:								
Show:	<input checked="" type="checkbox"/>	<input checked="" type="checkbox"/>	<input checked="" type="checkbox"/>	<input checked="" type="checkbox"/>	<input checked="" type="checkbox"/>	<input type="checkbox"/>	<input type="checkbox"/>	<input type="checkbox"/>
Criteria:			"C"					
or:								

Now I want to see records where  $gpa > 3$  so I enter on the criteria line under the field I want to test, gpa.

Note that character or text data is enter with quotes and numbers are entered without quotes.

Field:	idno	namz	major	gpa	noCredits
Table:	stu12	stu12	stu12	stu12	
Sort:					
Show:	<input checked="" type="checkbox"/>	<input checked="" type="checkbox"/>	<input checked="" type="checkbox"/>	<input checked="" type="checkbox"/>	<input type="checkbox"/>
Criteria:				>3	
or:					



Microsoft Access window: stu1211 : Database- F:\stu1211.accdb (Access 2007 - 2016 file format) - Access

Query1

idno	namz	major	gpa
1111	Susan Ash	CI	3.45
3333	Jennifer Ames	BU	4
3456	Stephen Danie	CI	3.7
4444	Sarah Grove	CI	3.9
*			0

Record: 14 | 1 of 4 | No Filter | Search