CIS120/17 Course Page

www.pgrocer.net/PFGCIS120.html

Programming: Logic, Design and Implementation CIS120/17

About This Course:

- **Read Me First**
- **Introduction to CIS120/17**
- **Syllabus**
- **College Policies**

Site Resources:

- **Notes and Handouts**
- **Examples**
- **Programs**
- **Presentations**
- **SmartBoard Presentations**
- **Audio/lectures**

Weekly Schedule:

- **Weekly schedule**
- **Assignment summary**

Links:

- **Links & Tutorials**

The information at this site is in draft form and is the property of Priscilla Grocer. The information may not be duplicated or distributed without her permission. ©Copyright 2015

assignment and fix and resubmit.

Remember, all assignments including inclass assignments must be done by everyone - that includes online students and students who missed the class..

Schedule by week	**Information to cover** **Please note that the first assignment is at the bottom of the list posted here. You should do the work in order! I may add to the weekly schedule during the course of the week, so please check back multiple times. Please keep copies of all work you submit until you receive your final grade at the end of the semester.** **Work must be submitted by the Thursday after it is assigned.** **Note that the audio and Smartboard presentations for each class are available from previous semesters.**
Week #6 Week of October 10th	Erik will be around Tuesday (Monday classes) at 2 in K101. He then plans to be around for 5:30 to 7:30 and he might be able to help in between. On Thursday he will be around from 2 - 4 in K101 and I will be around some of the time. I will probably be late for my 10 office hour on Tuesday and I will make it up on Thursday at 2. We will start looking at programming this week. Please check back!
Week #5 Week of October 3rd	We are trying different times. Monday I will be availale at 10 in K112 and Erik will be available at 2 in K101. Tuesday, I will be available at 2 in K101 andErik will be available in K101 Tues 5:30 - 7:30. Thursday Erik will be available from 2 - 4. I strongly sugggest you set up some study groups and meet when Erik or I are available to answer questions. We will finish the list of 30 examples that we started last Thursday. On this Thursday, several alumni of the CIS program are coming to talk about their jobs and to answer questions. Next week we will start the alumni mentoring program where each of you that is actively involved will get an alumni mentor to communicate with about their job. You will have an assignment related to this. ***Assignments:*** **In class logic exercise** If you were not in class (proved by signing the list) you need to do this check off assignment and send it to me. Follow the logic flowchart and process the input, then tell me the output. We started this last Thursday.

12:34 PM
10/13/2016

Programs for CIS120/CIS17

www.pgrocer.net/Cis17/cis17programs.html

JavaScript	hello.html multiply.html multiplyans.html addnum.html addnumcont.html mathans.html ifwithif.html MAorRI.html prob2.html whileloop.html doloop.html ifwithloop.html finaltotals.html Loop comparison: Math facts while loop Math facts nested while loop Math facts do...while loop Math facts nested do...while loop Math facts for loop Math facts nested for loop Arrays: deptArray.html thedate.html thedate12.html thedate12another.html thedate11.html souparrayjs1.html Search using JavaScript Guess number, one guess Guess number, one game Guess number, multiple games
	helloWorld.html (not HTML5) helloWorld5.html

We will start looking at these JavaScript examples.

12:34 PM
10/13/2016

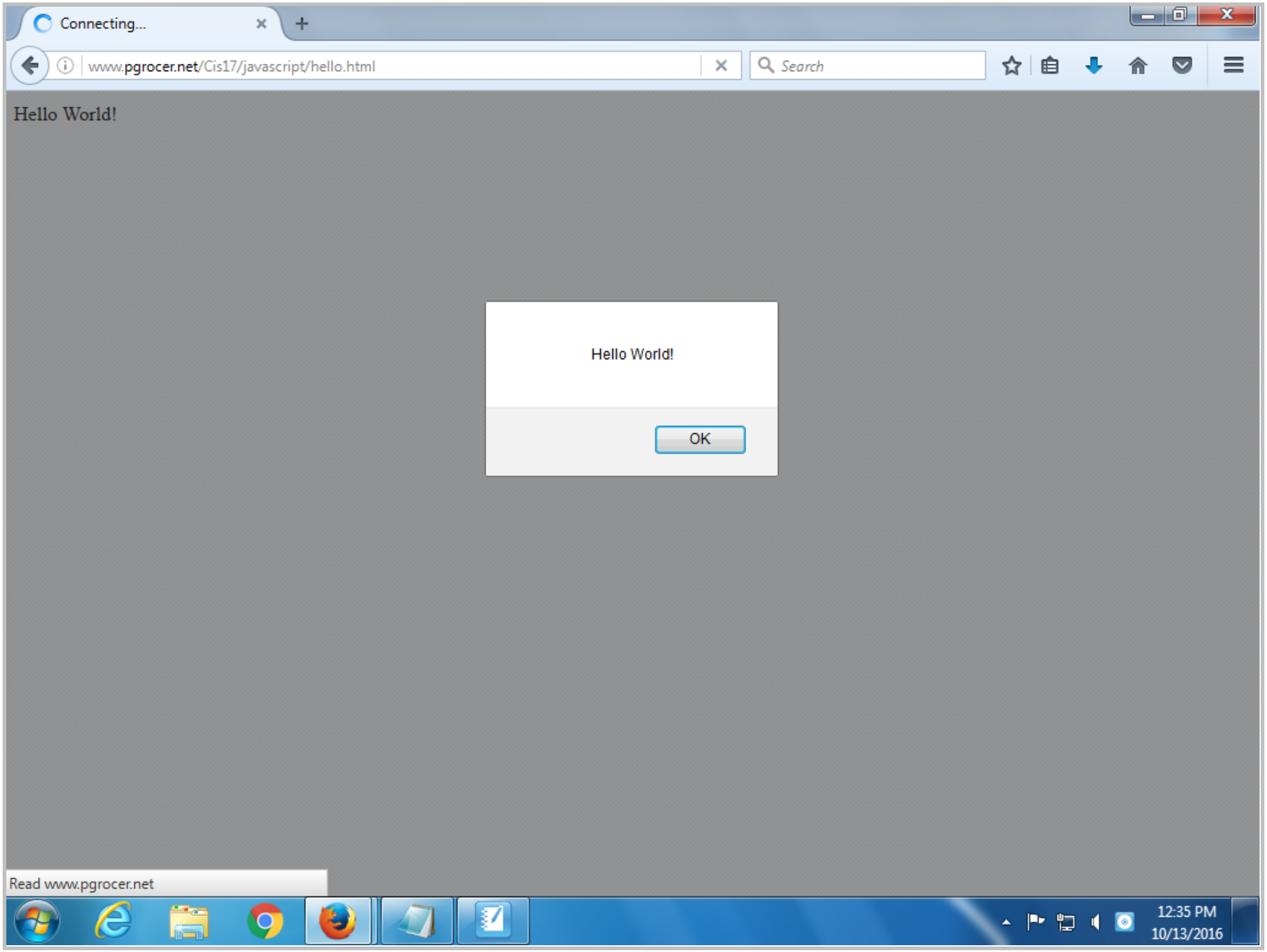

Title: Oct 13-12:35 PM (3 of 27)

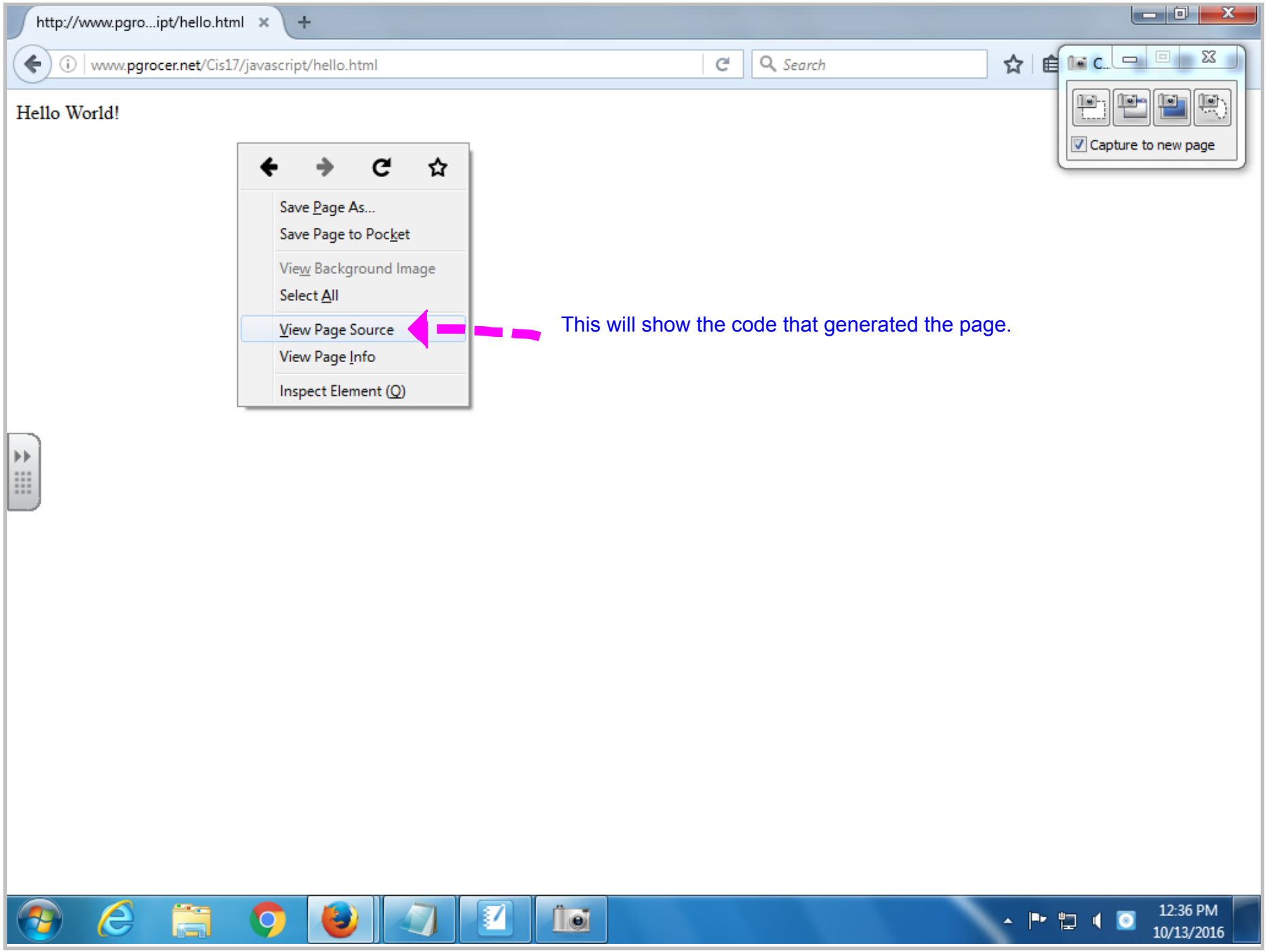
http://www.pgro...ipt/hello.html
www.pgrocer.net/Cis17/javascript/hello.html
Search
Hello World!
Save Page As...
Save Page to Pocket
View Background Image
Select All
View Page Source
View Page Info
Inspect Element (Q)
This will show the code that generated the page.
Capture to new page
12:36 PM
10/13/2016

http://www.pgro...ipt/hello.html

www.pgrocer.net/Cis17/javascript/hello.html

Hello World!

http://www.pgrocer.net/Cis17/...

view-source:http://www.p

```
<html>
<script type="text/javascript">
document.write("Hello World!");
alert("Hello World!");
</script>
</html>
```

literal

Popup

document.write( );

alert ( );

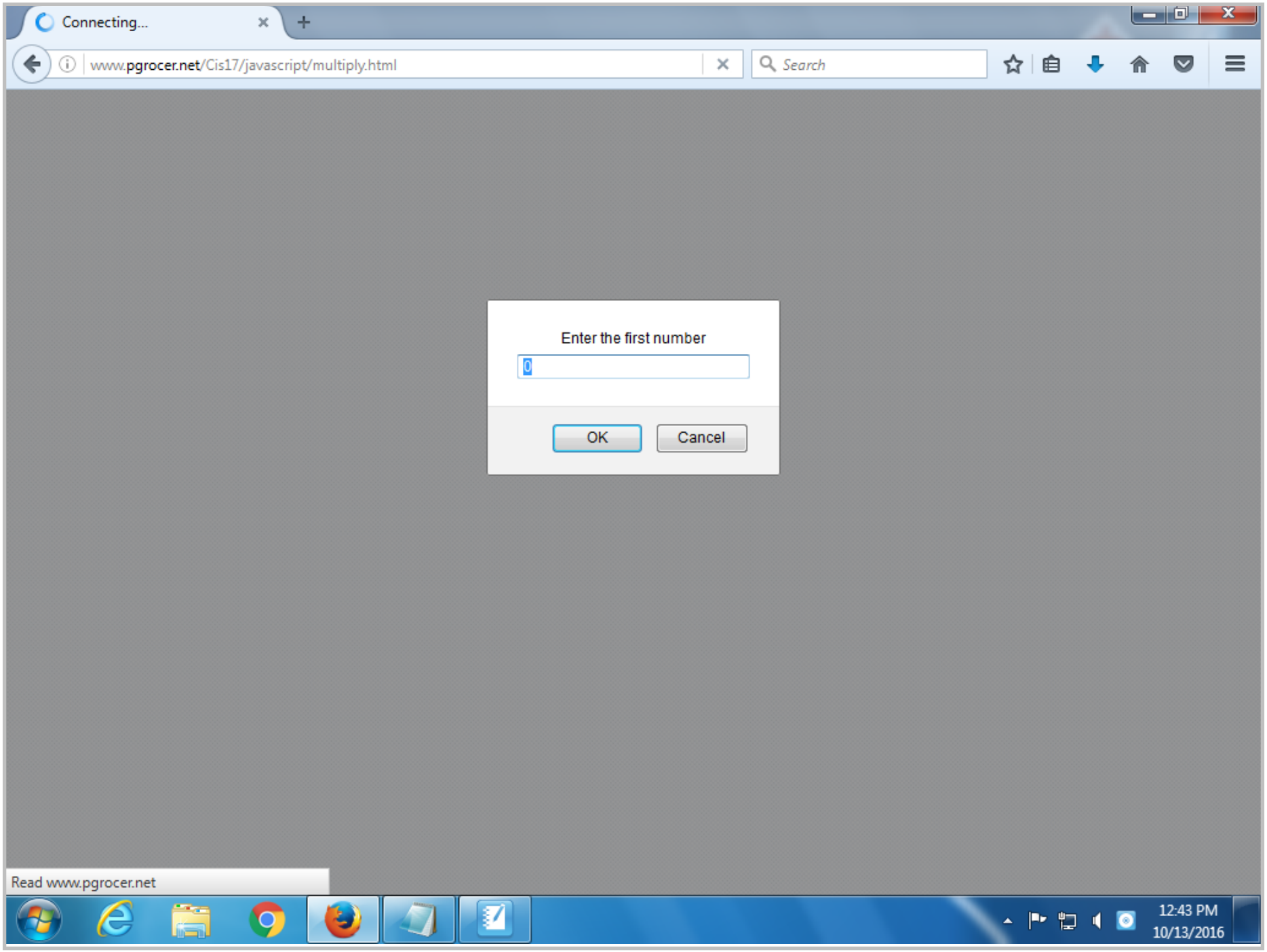

Title: Oct 13-12:43 PM (6 of 27)

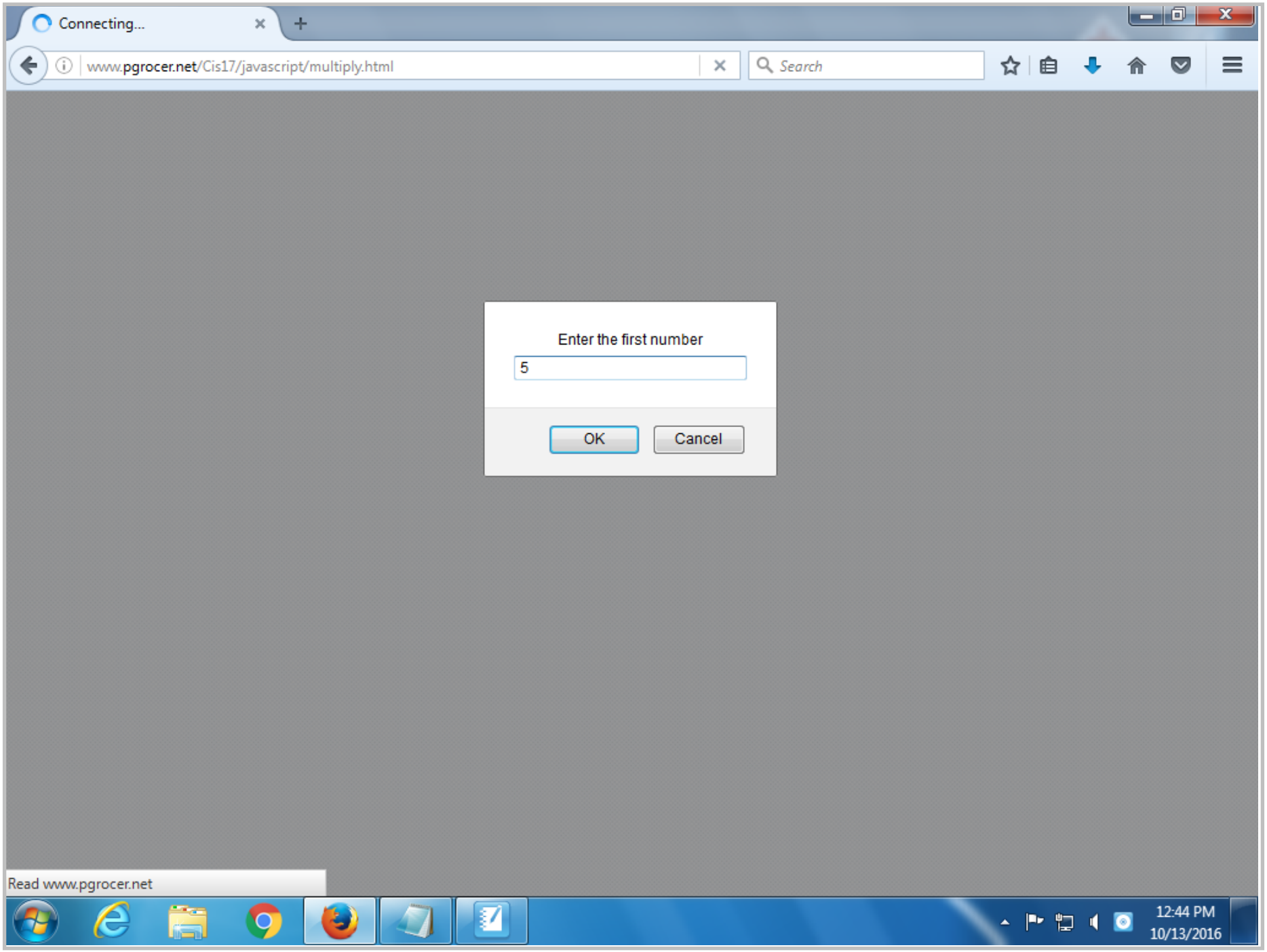

Title: Oct 13-12:44 PM (7 of 27)

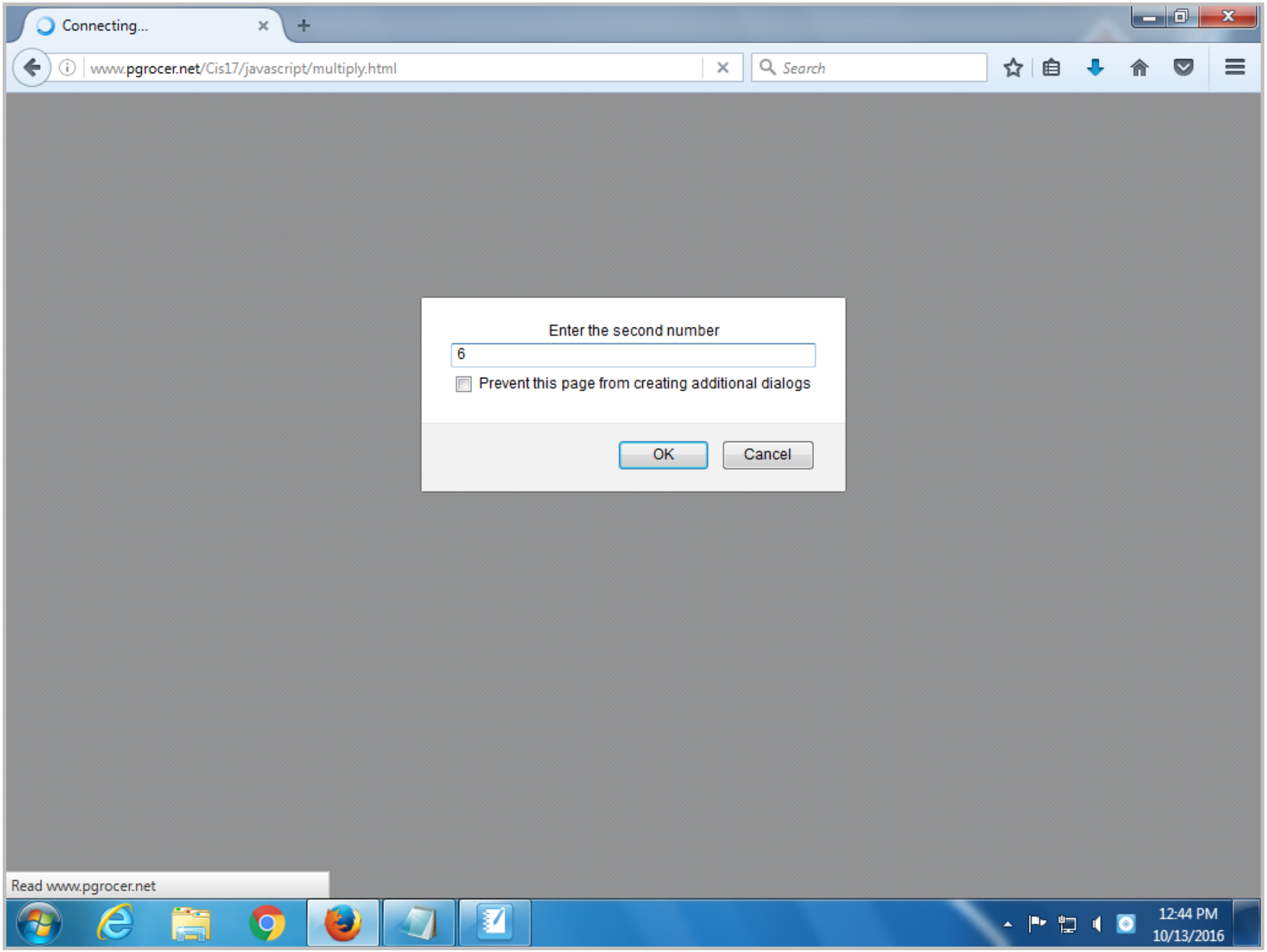

Title: Oct 13-12:44 PM (8 of 27)

http://www.pgro.../multiply.html

www.pgrocer.net/Cis17/javascript/multiply.html

Search

30

The program will multiple the 5 and 6 and get an answer of 30
that is put out on the line using document.write( );

12:44 PM
10/13/2016

http://www.pgro.../multiply.html

www.pgrocer.net/Cis17/javascript/multiply.html

30

http://www.pgrocer.net/Cis17/...

view-source:http://www.p

```
<html>
<script type="text/javascript">
var ans = 0;
var firstnum = 0;
var secondnum = 0;
firstnum = prompt("Enter the first number",0);
secondnum = prompt("Enter the second number",0);
ans = firstnum * secondnum;
document.write(ans);
</script>
</html>
```

I put in 5 and 6.

Click here to restore ink.

12:50 PM
10/13/2016

http://www.pgro.../multiply.html

www.pgrocer.net/Cis17/javascript/multiply.html

30

http://www.pgrocer.net/Cis17/...

view-source:http://www.p

```
<html>
<script type="text/javascript">
var ans = 0;
var firstnum = 0;
var secondnum = 0;
firstnum = prompt("Enter the first number",0);
secondnum = prompt("Enter the second number",0);
ans = firstnum * secondnum;
document.write(ans);
</script>
</html>
```

= assignment sign

content of variable ans

ans 30

firstnum 5

secondnum 6

Start

define var

prompt firstnum

prompt second

ans = firstnum * second

write ans

stop

Logic is layed out and then translated into code.

http://www.pgro.../multiply.html

www.pgrocer.net/Cis17/javascript/multiply.html

Search

11.09781

Someone asked me to do it with decimals.

12:52 PM
10/13/2016

http://www.pgro...ltiplyans.html

www.pgrocer.net/Cis17/javascript/multiplyans.html

The answer is 28

http://www.pgrocer.net/Cis17/...

view-source:http://www.pgrocer.net/Cis17/javasci

```
<html>
<script type="text/javascript">
var ans = 0;
var firstnum = 0;
var secondnum = 0;
firstnum = prompt("Enter the first number",0);
secondnum = prompt("Enter the second number",0);
ans = firstnum * secondnum;
document.write("The answer is ", ans);
</script>
</html>
```

4

7

literal separator

content of variable ans

http://www.pgro...ltiplyans.html

www.pgrocer.net/Cis17/javascript/multiplyans.html

The answer is 28

Untitled - Notepad

File Edit Format View Help

```
<html>
<script type="text/javascript">
var ans = 0;
var firstnum = 0;
var secondnum = 0;
firstnum = prompt("Enter the first number",0);
secondnum = prompt("Enter the second number",0);
ans = firs
document.w
</script>
</html>
```

Save As

Computer ▸ ADATA UFD (E:) ▸

Search ADATA UFD (E:)

Organize New folder

Libraries
Documents
Music
Pictures
Videos

Computer
Local Disk (C:)
ADATA UFD (E:)
ADATA UFD (F:)

Name | Date

aFall2016Sep1616 9/16/
aFall2016Sep1616late 9/16/
aGradesbkOct212015 10/21
anotherproblemtosolve 11/18
Answers 11/24
aSpring2016 5/6/2
audio_smartboardS16 5/17/
ballsbounce 11/5/
basicMath 11/10
CIS17 11/13

File name: firstBFall16.html

Save as type: All Files

Hide Folders Encoding: ANSI Save Cancel

12:55 PM
10/13/2016

You write the code in notepad or another text editor and save it with a .html extension. You can then open it in a browser.

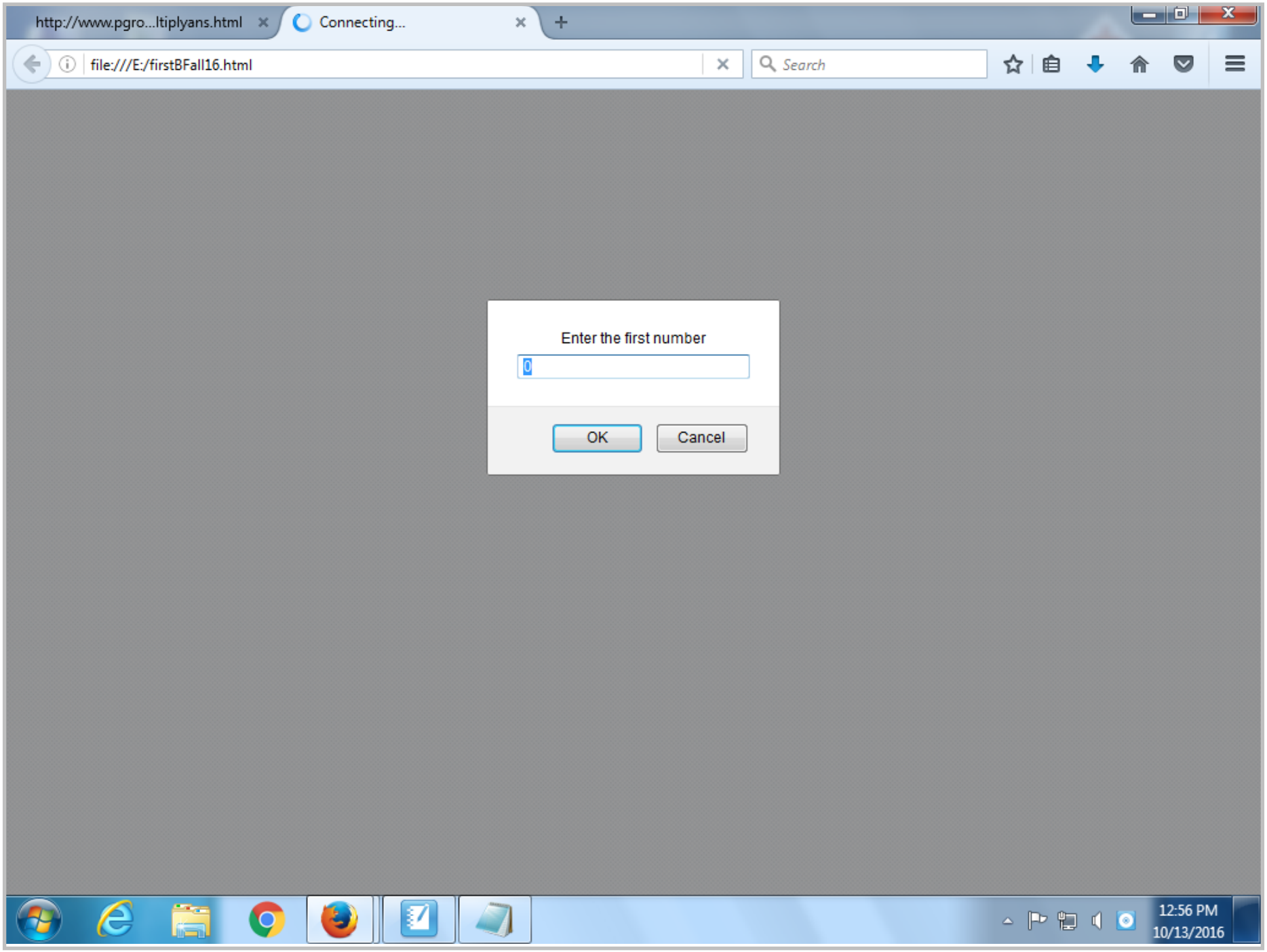

Title: Oct 13-12:56 PM (15 of 27)

http://www.pgro...ltiplyans.html

file:///E:/firstBFall16.html

The answer is 12

file:///E:/firstBFall16.html

view-source:file:///E:/

Search

```
<html>
<script type="text/javascript">
var ans = 0;
var firstnum = 0;
var secondnum = 0;
firstnum = prompt("Enter the first number",0);
secondnum = prompt("Enter the second number",0);
ans = firstnum * secondnum;
document.write("The answer is ", ans);
</script>
</html>
```

4

3

/ divide

− Subtract

+ add

http://www.pgr...t/addnum.html

www.pgrocer.net/Cis17/javas

The answer is 56
The answer is 11

http://www.pgrocer.net/Cis17/...

view-source:http://www.

Search

```
<html>
<script type="text/javascript">
var ans = 0;
var otherans = 0;
var firstnum = 0;
var secondnum = 0;
firstnum = prompt("Enter the first number",0);
secondnum = prompt("Enter the second number",0);
ans = firstnum + secondnum;
document.write("The answer is ", ans);
otherans = parseFloat(firstnum) + parseFloat(secondnum);
document.write("<br>");
document.write("The answer is ", otherans);
</script>
</html>
```

5
6
56
11

+
concatenate
add

ParseInt

http://www.pgr...dnumcont.html

www.pgrocer.net/Cis17/javascr

The answer is 57
The answer is 12
The answer is 12
The answer is 12

http://www.pgrocer.net/Cis17/...

view-source:http://ww

Search

```
1  <html>
2  <script type="text/javascript">
3  var ans = 0;
4  var otherans = 0;
5  var firstnum = 0;
6  var secondnum = 0;
7  firstnum = prompt("Enter the first number",0);
8  secondnum = prompt("Enter the second number",0);
9  ans = firstnum + secondnum;
10 document.write("The answer is ", ans);
11 otherans = parseFloat(firstnum) + parseFloat(secondnum);
12 document.write("<br>");
13 document.write("The answer is ", otherans);
14 plusans = +(firstnum) + +(secondnum);
15 document.write("<br>");
16 document.write("The answer is ",plusans);
17 numberans = Number(firstnum) + Number(secondnum);
18 document.write("<br>");
19 document.write("The answer is ", numberans);
20 </script>
21 </html>
```

Other ways to convert to numbers so add will happen.

http://www.pgr...dnumcont.html

www.pgrocer.net/Cis17/javascr

The answer is 57
The answer is 12
The answer is 12
The answer is 12

http://www.pgrocer.net/Cis17/...

view-source:http://ww

Search

```
<html>
<script type="text/javascript">
var ans = 0;
var otherans = 0;
var firstnum = 0;
var secondnum = 0;
firstnum = prompt("Enter the first number",0);
secondnum = prompt("Enter the second number",0);
ans = firstnum + secondnum;
document.write("The answer is ", ans);
otherans = parseFloat(firstnum) + parseFloat(secondnum);
document.write("<br>");
document.write("The answer is ", otherans);
plusans = +(firstnum) + +(secondnum);
document.write("<br>");
document.write("The answer is ",plusans);
numberans = Number(firstnum) + Number(secondnum);
document.write("<br>");
document.write("The answer is ", numberans);
</script>
</html>
```

5
7

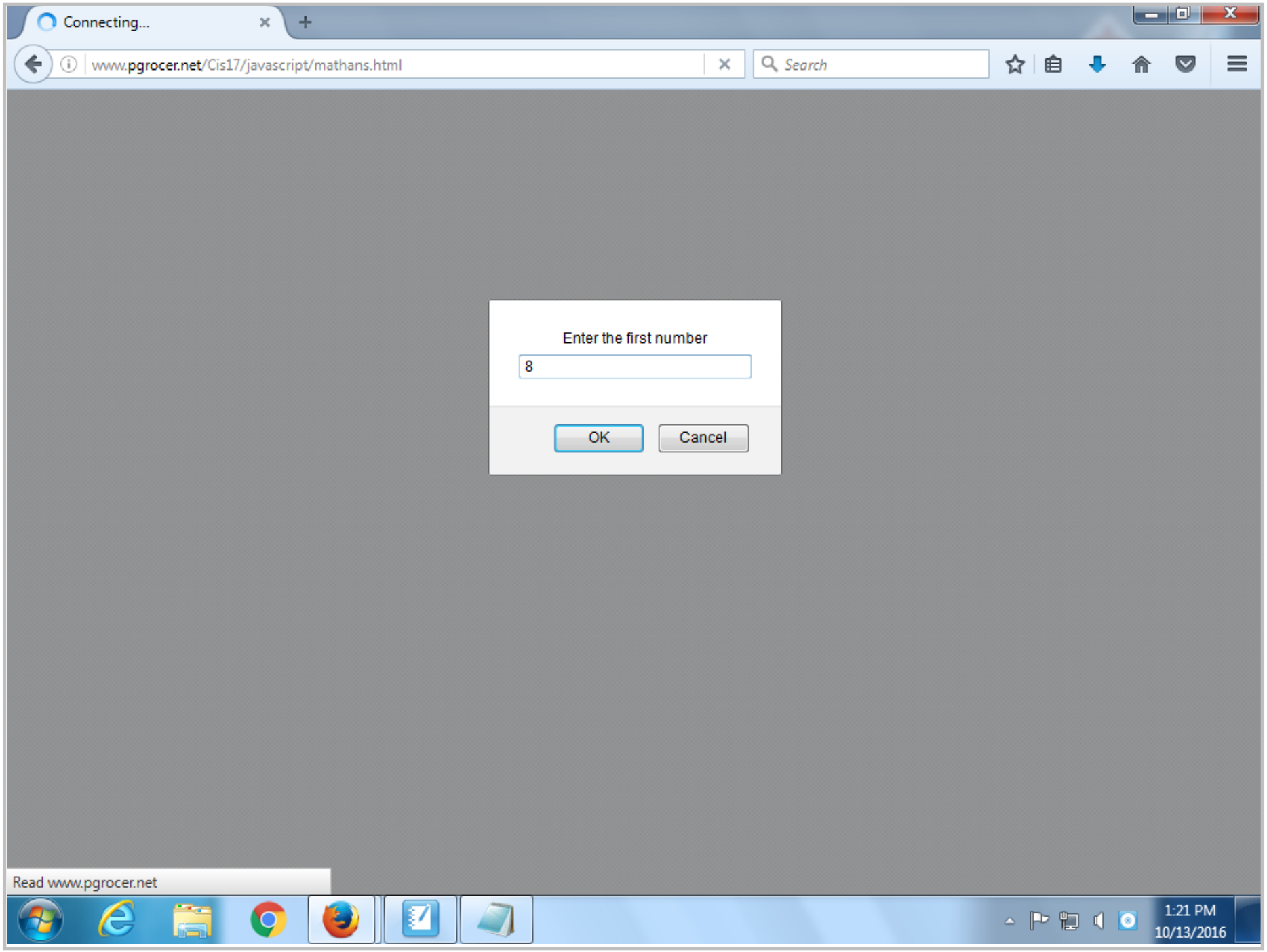

Title: Oct 13-1:21 PM (20 of 27)

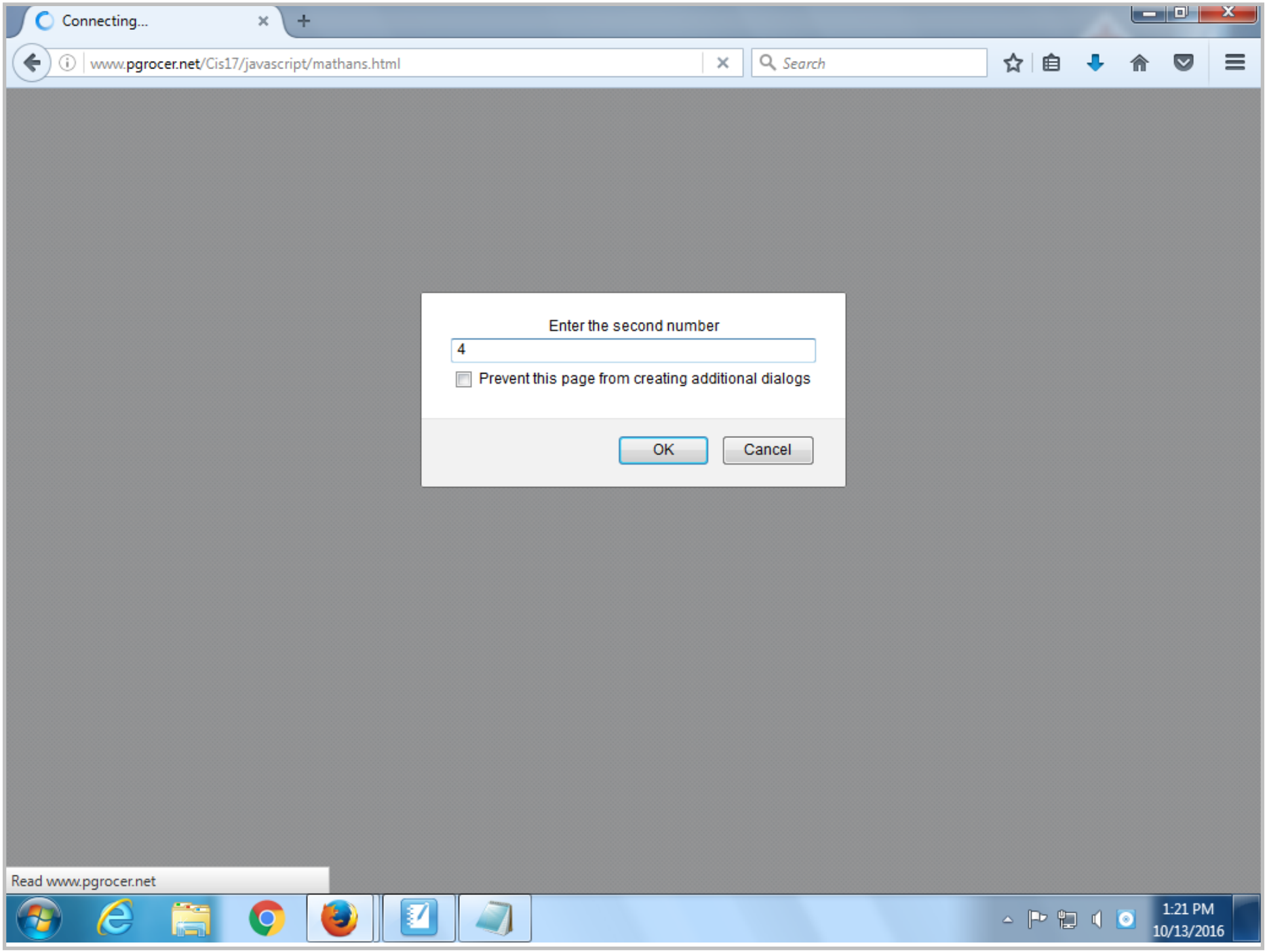

Title: Oct 13-1:21 PM (21 of 27)

http://www.pgr...t/mathans.html

www.pgrocer.net/Cis17/java

The answer is 32

http://www.pgrocer.net/Cis17/...

view-source:http://www.p

Search

```
<html>
<script type="text/javascript">
var ans = 0;
var firstnum = 0;
var secondnum = 0;
var whattodo;
firstnum = prompt("Enter the first number",0);
secondnum = prompt("Enter the second number",0);
whattodo = prompt("Enter * or /","");
if (whattodo == "*")
   {
   ans = firstnum * secondnum;
   }
else
   {
   ans = firstnum / secondnum;
   }
document.write("The answer is ", ans);
</script>
</html>
```

Click here to restore ink.

1:22 PM
10/13/2016

Title: Oct 13-1:22 PM (22 of 27)

http://www.pgr...t/mathans.html

www.pgrocer.net/Cis17/java

The answer is 32

http://www.pgrocer.net/Cis17/...

view-source:http://www.p

Search

```
<html>
<script type="text/javascript">
var ans = 0;
var firstnum = 0;
var secondnum = 0;
var whattodo;
firstnum = prompt("Enter the first number",0);
secondnum = prompt("Enter the second number",0);
whattodo = prompt("Enter * or /","");
if (whattodo == "*")
   {
   ans = firstnum * secondnum;
   }
else
   {
   ans = firstnum / secondnum;
   }
document.write("The answer is ", ans);
</script>
</html>
```

8

4

*

The answer is 32

http://www.pgrocer.net/Cis17/...

view-source:http://w

```
<html>
<script type="text/javascript">
var ans = 0;
var firstnum = 0;
var secondnum = 0;
var whattodo;
firstnum = prompt("Enter the first number",0);
secondnum = prompt("Enter the second number",0);
whattodo = prompt("Enter * or /","");
if (whattodo == "*")
  {
  ans = firstnum * secondnum;
  }
else
  {
  ans = firstnum / secondnum;
  }
document.write("The answer is ", ans);
</script>
</html>
```

T

F

= assignment sign

== compare equal sign

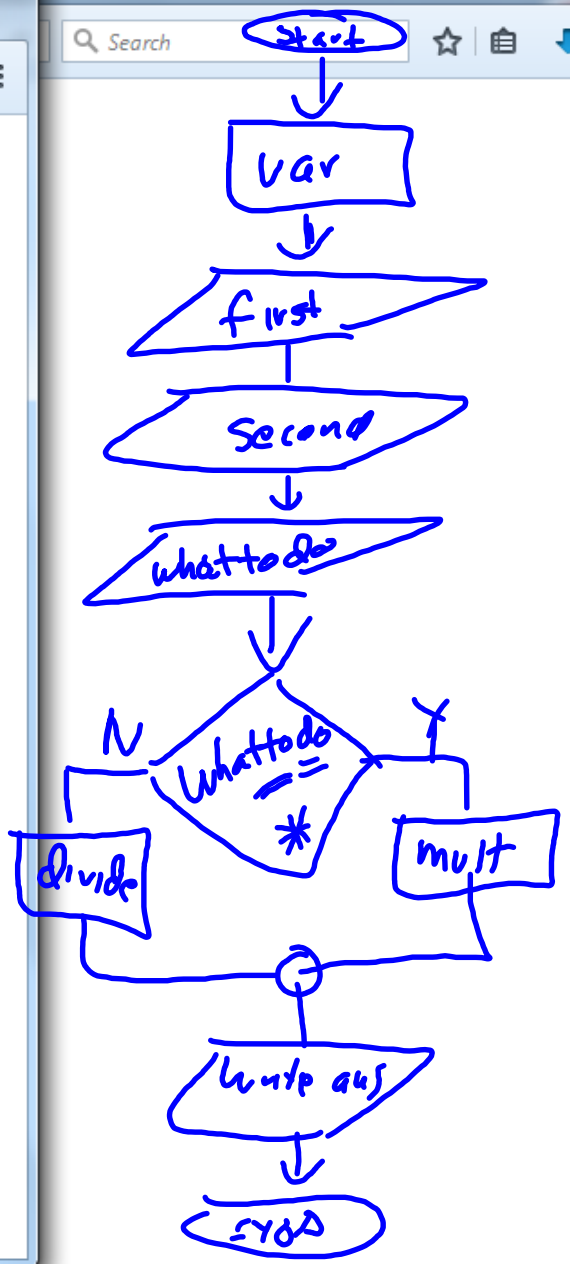

The answer is 32

http://www.pgrocer.net/Cis17/...

view-source:http://w

```
<html>
<script type="text/javascript">
var ans = 0;
var firstnum = 0;
var secondnum = 0;
var whattodo;
firstnum = prompt("Enter the first number",0);
secondnum = prompt("Enter the second number",0);
whattodo = prompt("Enter * or /","");
if (whattodo == "*")
   {
   ans = firstnum * secondnum;
   }
else
   {
   ans = firstnum / secondnum;
   }
document.write("The answer is ", ans);
</script>
</html>
```

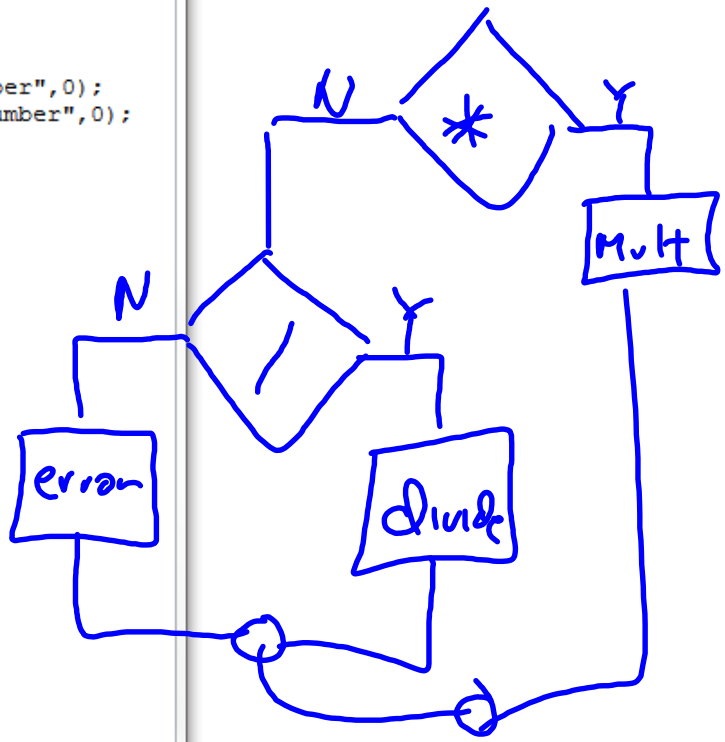

The answer is 32

Untitled - Notepad

File Edit Format View Help

```
<html>
<script type="text/javascript">
var ans = 0;
var firstnum = 0;
var secondnum = 0;
var whattodo;
firstnum = prompt("Enter the first number",0);
secondnum = prompt("Enter the second number",0);
whattodo = prompt("Enter * or /","");
if (whattodo == "*")
  {
  ans = firstnum * secondnum;
  }
else
  {
    if (whattodo == "/")
      {
      ans = firstnum / secondnum;
      }
    else
      {
      ans = 0;
      }
  }
document.write("The answer is ", ans);
</script>
</html>
```

T

T

F

F

file:///E:/multdiv2.html

The answer is 0

multdiv2 - Notepad

File Edit Format View Help

```
<html>
<script type="text/javascript">
var ans = 0;
var firstnum = 0;
var secondnum = 0;
var whattodo;
firstnum = prompt("Enter the first number",0);
secondnum = prompt("Enter the second number",0);
whattodo = prompt("Enter * or /","");
if (whattodo == "*")
   {
   ans = firstnum * secondnum;
   }
else
   {
     if (whattodo == "/")
        {
         ans = firstnum / secondnum;
        }
     else
        {
         ans = 0;
        }
   }
document.write("The answer is ", ans);
</script>
</html>
```

1:38 PM
10/13/2016