This is a template for logic for a basic program. Note that the mainline has you doing modules for Initialzing things, Processing things and Wrapping things up.

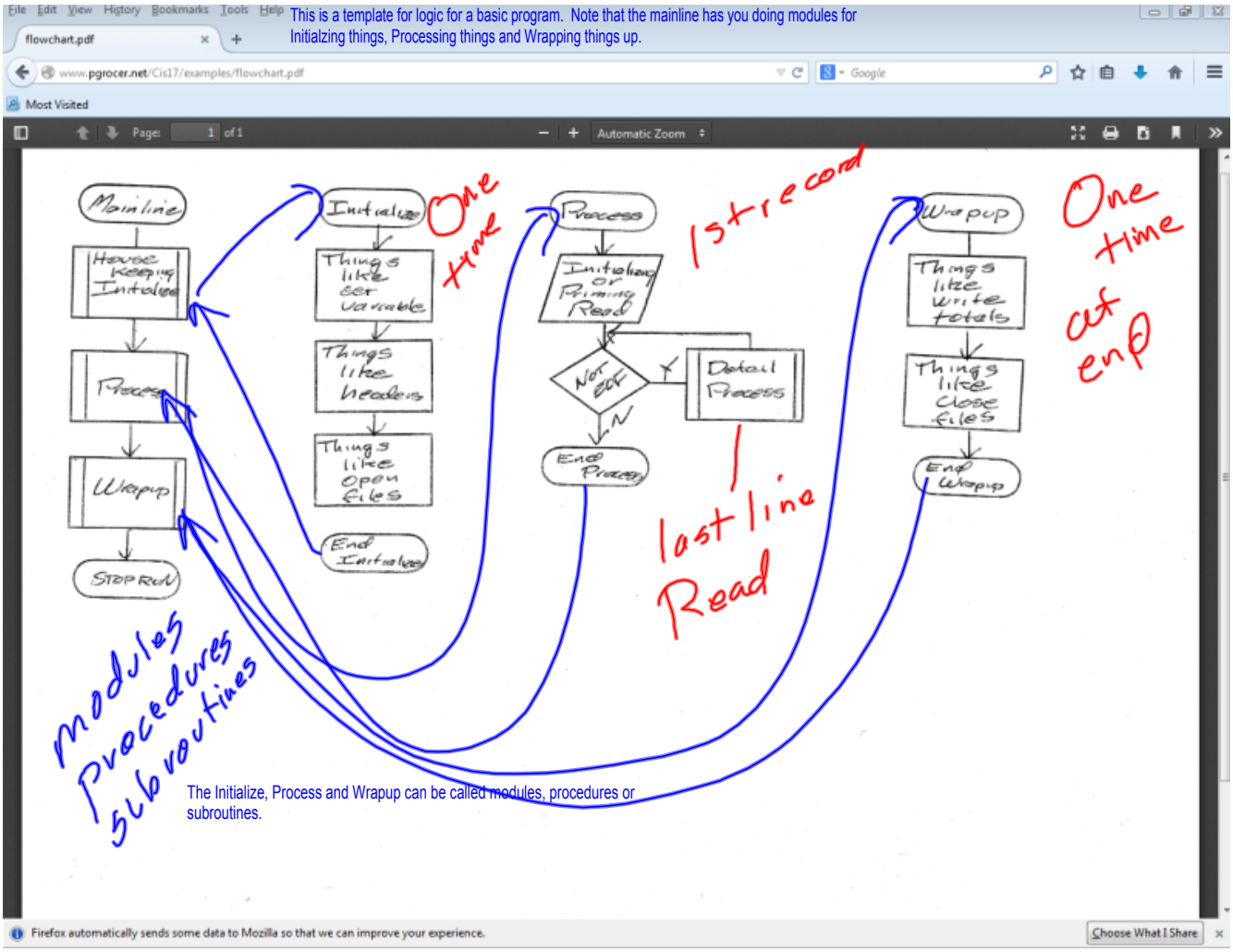

The Initialize, Process and Wrapup can be called modules, procedures or subroutines.

Problem #1: Use the data above and write the program to read through these records and display a message according to the following specifications. If the category is T and the onHand plus the onOrder is less than 25 you want to write NEED TO ORDER otherwise you want to write OK.You want to write a report that says Inventory Report on Toyes before you write the report and you want to write a total line for the number of records that met the criteria at the end.

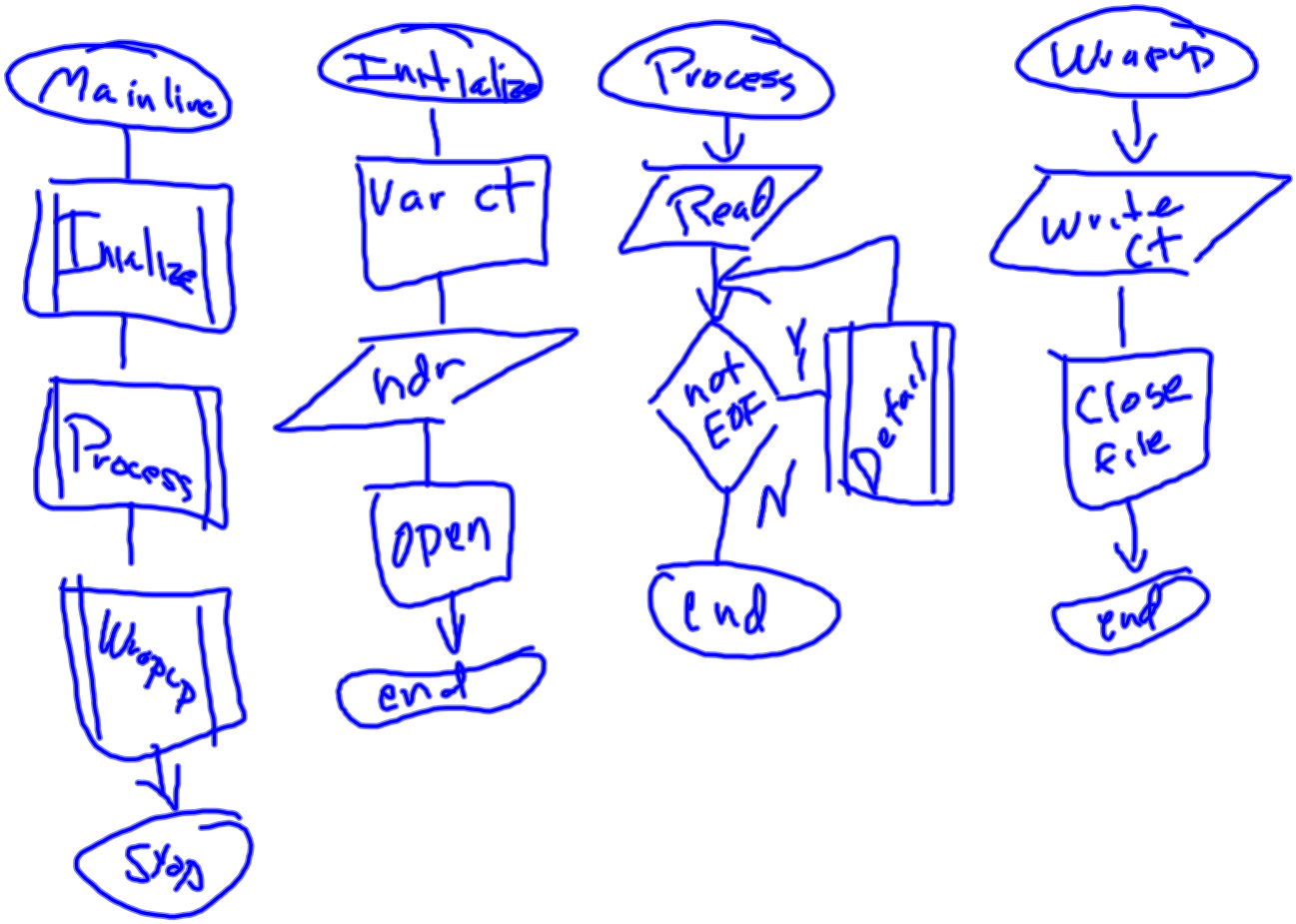

Problem #1: Use the data above and write the program to read through these records and display a message according to the following specifications. If the category is T and the onHand plus the onOrder is less than 25 you want to write NEED TO ORDER otherwise you want to write OK.You want to write a report that says Inventory Report on Toyes before you write the report and you want to write a total line for the number of records that met the criteria at the end.

```
Detail
If category = "T"
   If onhand + onorder < 25
        Write out Need msg and I would include an id to identify the record
      Add 1 to ct
  else
        Write OK msg and I would include an id to identify the record
   end if
else
    Write OK msg and I would include an id to identify the record
end if
READ the next record
End Detail
```

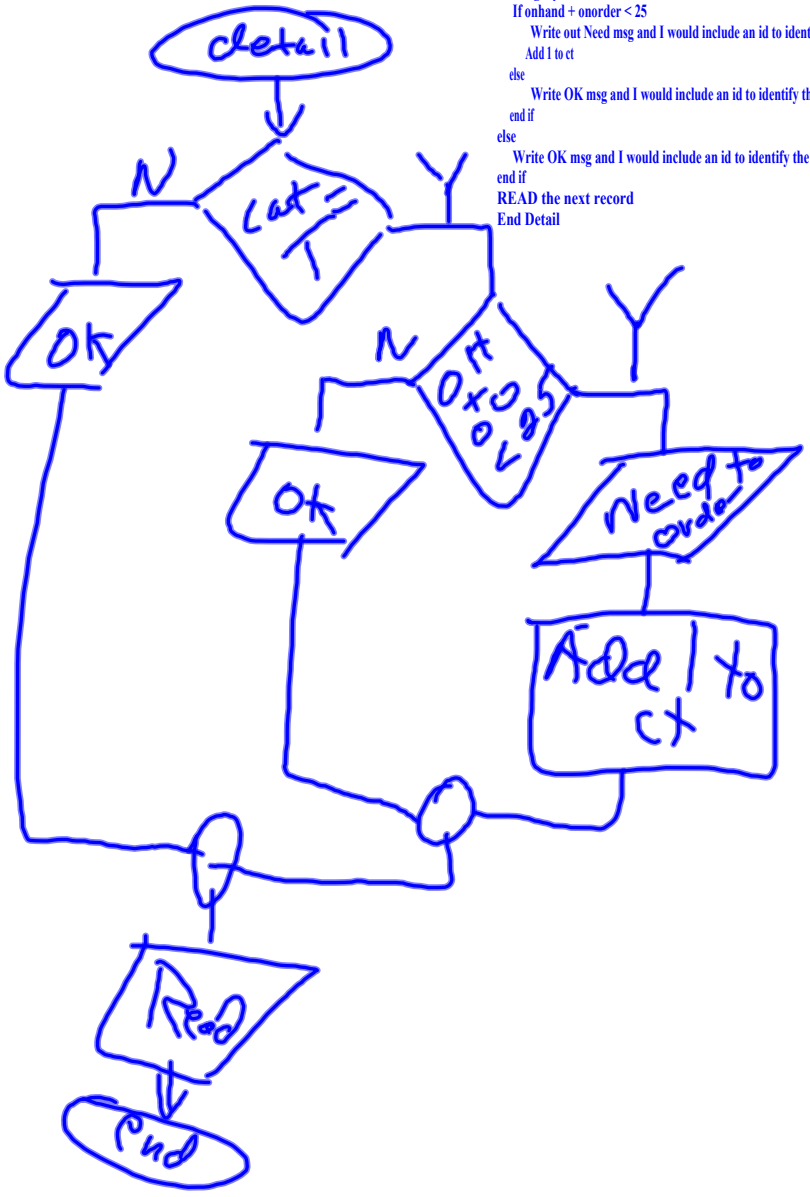

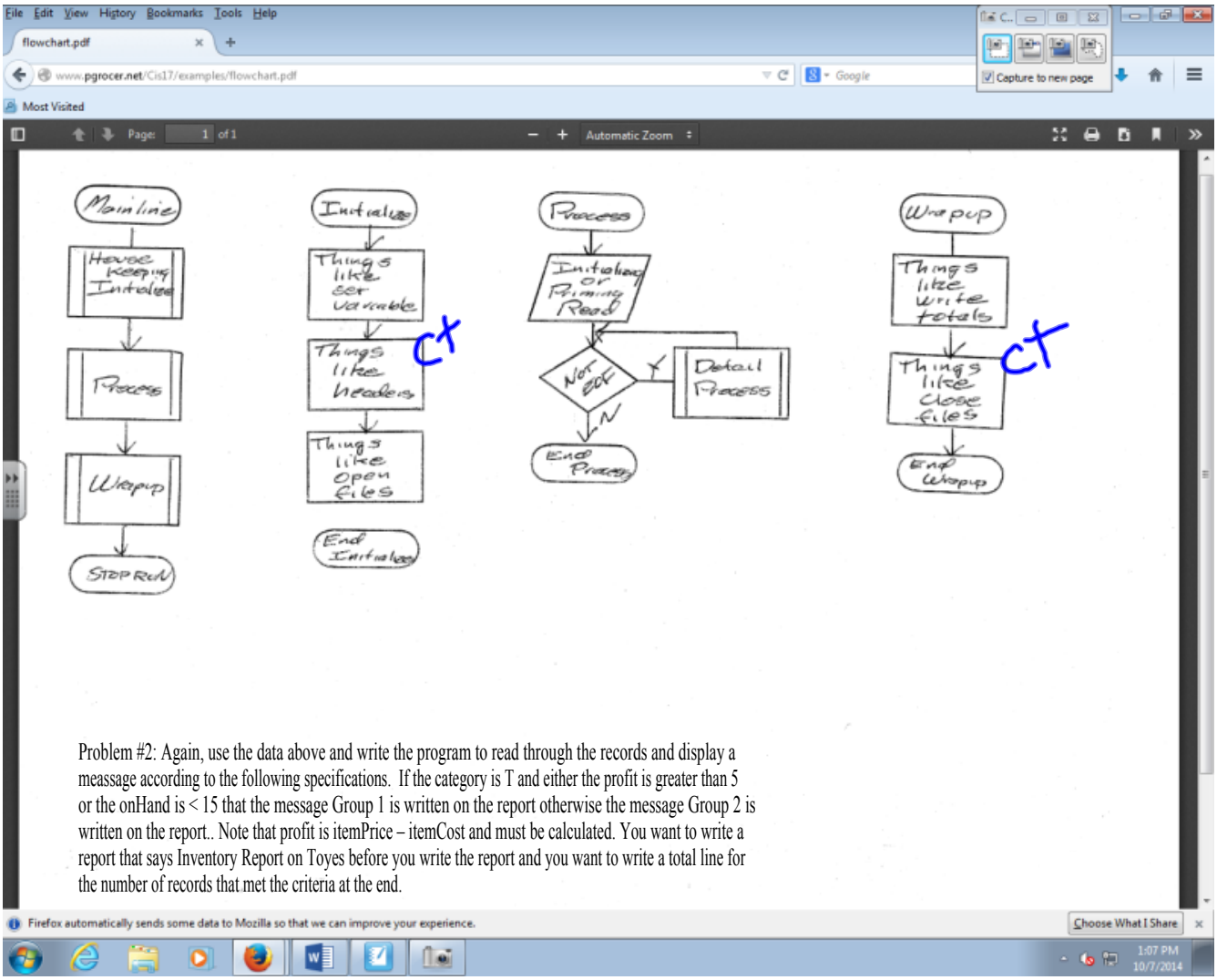
File Edit View History Bookmarks Tools Help
flowchart.pdf
www.pgrocer.net/Cis17/examples/flowchart.pdf
Most Visited
Page: 1 of 1
Automatic Zoom
Capture to new page
Mainline
Housekeeping Initialize
Process
Wrapup
STOP RUN
Initialize
Things like set variable
Things like headers
Things like open files
End Initialize
Process
Initialize or Priming Read
Not EOF
Y
N
Detail Process
End Process
Wrapup
Things like write totals
Things like close files
End Wrapup
ct
ct
Problem #2: Again, use the data above and write the program to read through the records and display a meassage according to the following specifications. If the category is T and either the profit is greater than 5 or the onHand is < 15 that the message Group 1 is written on the report otherwise the message Group 2 is written on the report.. Note that profit is itemPrice – itemCost and must be calculated. You want to write a report that says Inventory Report on Toyes before you write the report and you want to write a total line for the number of records that met the criteria at the end.
Firefox automatically sends some data to Mozilla so that we can improve your experience.
Choose What I Share
1:07 PM
10/7/2014

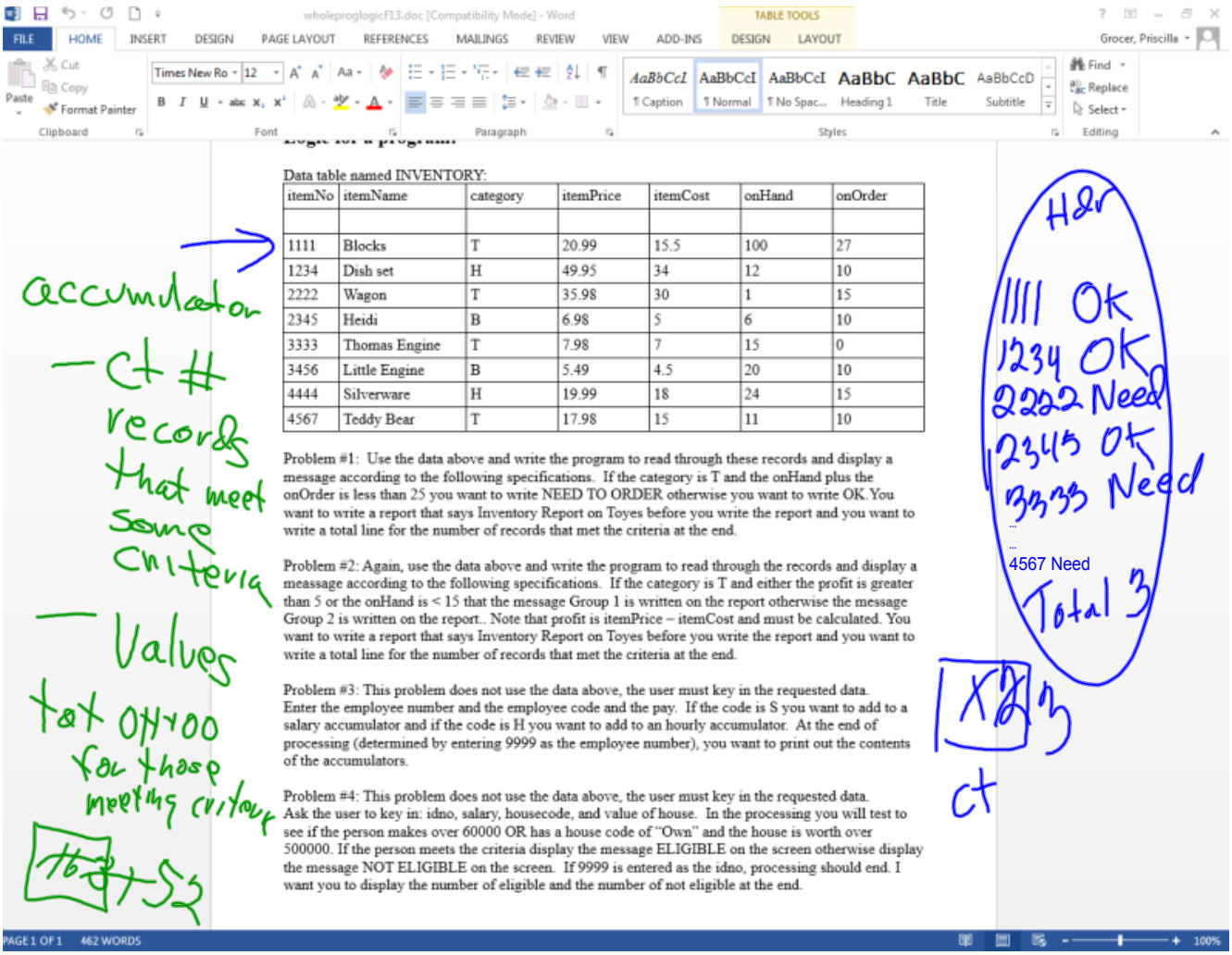

wholeproglogicF13.doc [Compatibility Mode] - Word

Data table named INVENTORY:

itemNo	itemName	category	itemPrice	itemCost	onHand	onOrder
1111	Blocks	T	20.99	15.5	100	27
1234	Dish set	H	49.95	34	12	10
2222	Wagon	T	35.98	30	1	15
2345	Heidi	B	6.98	5	6	10
3333	Thomas Engine	T	7.98	7	15	0
3456	Little Engine	B	5.49	4.5	20	10
4444	Silverware	H	19.99	18	24	15
4567	Teddy Bear	T	17.98	15	11	10

Problem #1: Use the data above and write the program to read through these records and display a message according to the following specifications. If the category is T and the onHand plus the onOrder is less than 25 you want to write NEED TO ORDER otherwise you want to write OK.You want to write a report that says Inventory Report on Toyes before you write the report and you want to write a total line for the number of records that met the criteria at the end.

Problem #2: Again, use the data above and write the program to read through the records and display a meassage according to the following specifications. If the category is T and either the profit is greater than 5 or the onHand is < 15 that the message Group 1 is written on the report otherwise the message Group 2 is written on the report.. Note that profit is itemPrice – itemCost and must be calculated. You want to write a report that says Inventory Report on Toyes before you write the report and you want to write a total line for the number of records that met the criteria at the end.

Problem #3: This problem does not use the data above, the user must key in the requested data. Enter the employee number and the employee code and the pay. If the code is S you want to add to a salary accumulator and if the code is H you want to add to an hourly accumulator. At the end of processing (determined by entering 9999 as the employee number), you want to print out the contents of the accumulators.

Problem #4: This problem does not use the data above, the user must key in the requested data. Ask the user to key in: idno, salary, housecode, and value of house. In the processing you will test to see if the person makes over 60000 OR has a house code of "Own" and the house is worth over 500000. If the person meets the criteria display the message ELIGIBLE on the screen otherwise display the message NOT ELIGIBLE on the screen. If 9999 is entered as the idno, processing should end. I want you to display the number of eligible and the number of not eligible at the end.

PAGE 1 OF 1 462 WORDS

Problem #2: Again, use the data above and write the program to read through the records and display a meassage according to the following specifications. If the category is T and either the profit is greater than 5 or the onHand is < 15 that the message Group 1 is written on the report otherwise the message Group 2 is written on the report.. Note that profit is itemPrice - itemCost and must be calculated. You want to write a report that says Inventory Report on Toyes before you write the report and you want to write a total line for the number of records that met the criteria at the end.

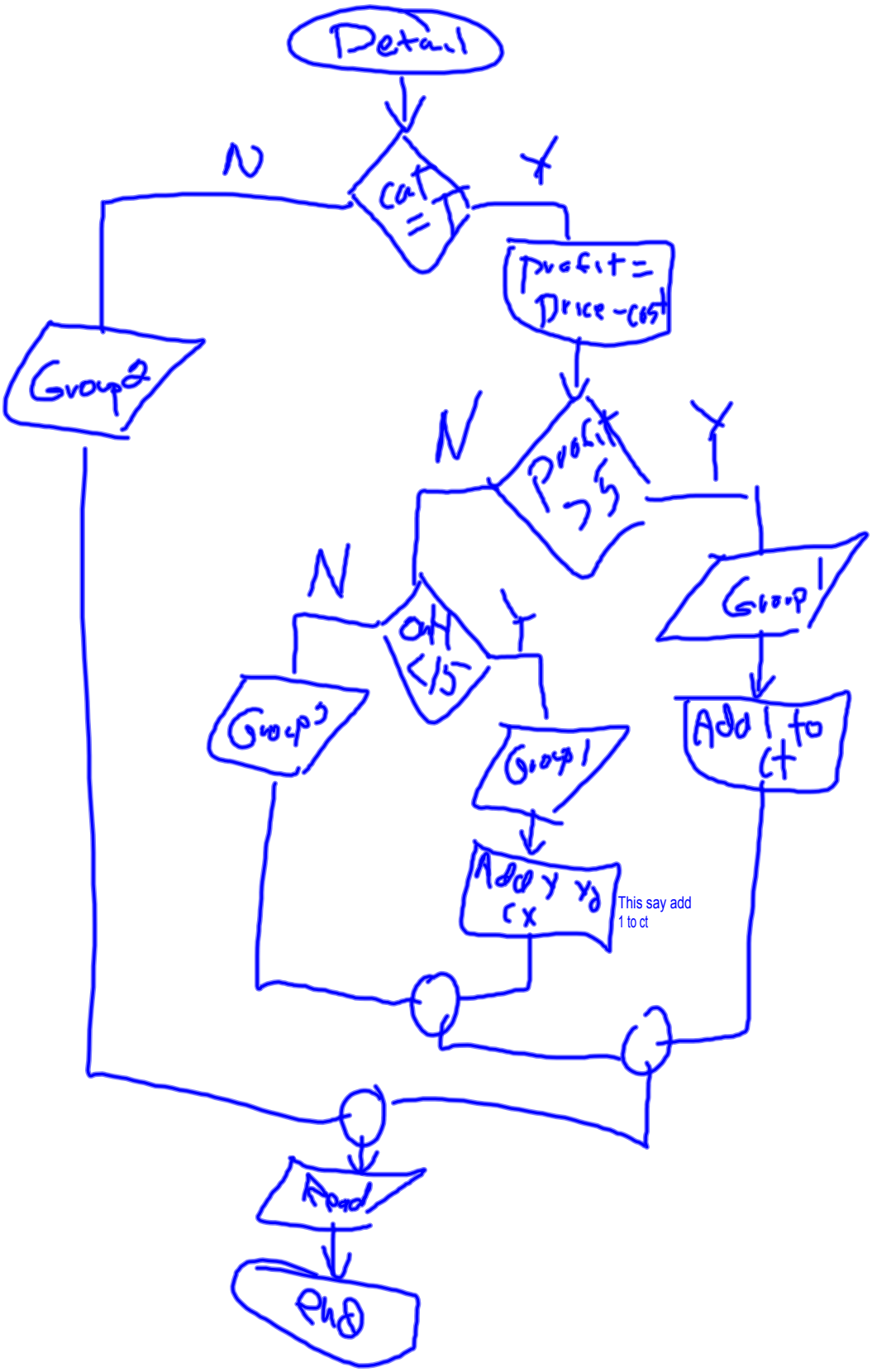

Problem #2: Again, use the data above and write the program to read through the records and display a meassage according to the following specifications. If the category is T and either the profit is greater than 5 or the onHand is < 15 that the message Group 1 is written on the report otherwise the message Group 2 is written on the report.. Note that profit is itemPrice - itemCost and must be calculated. You want to write a report that says Inventory Report on Toyes before you write the report and you want to write a total line for the number of records that met the criteria at the end.

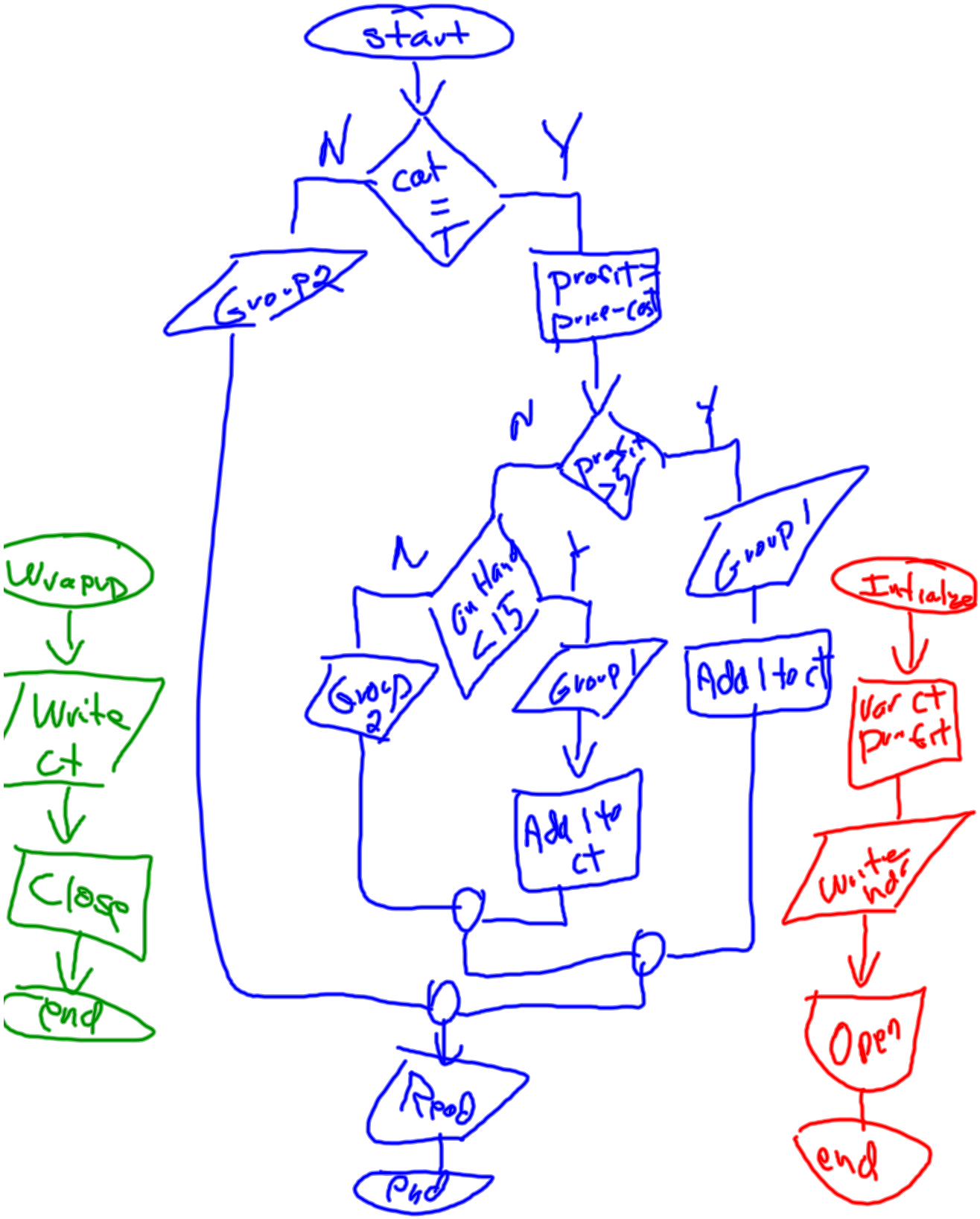

Problem #3: This problem does not use the data above, the user must key in the requested data.
Enter the employee number and the employee code and the pay. If the code is S you want to add to a salary accumulator and if the code is H you want to add to an hourly accumulator. At the end of processing (determined by entering 9999 as the employee number), you want to print out the contents of the accumulators.

1111 S 1000
1234 H 900
1333 S 1200
9999

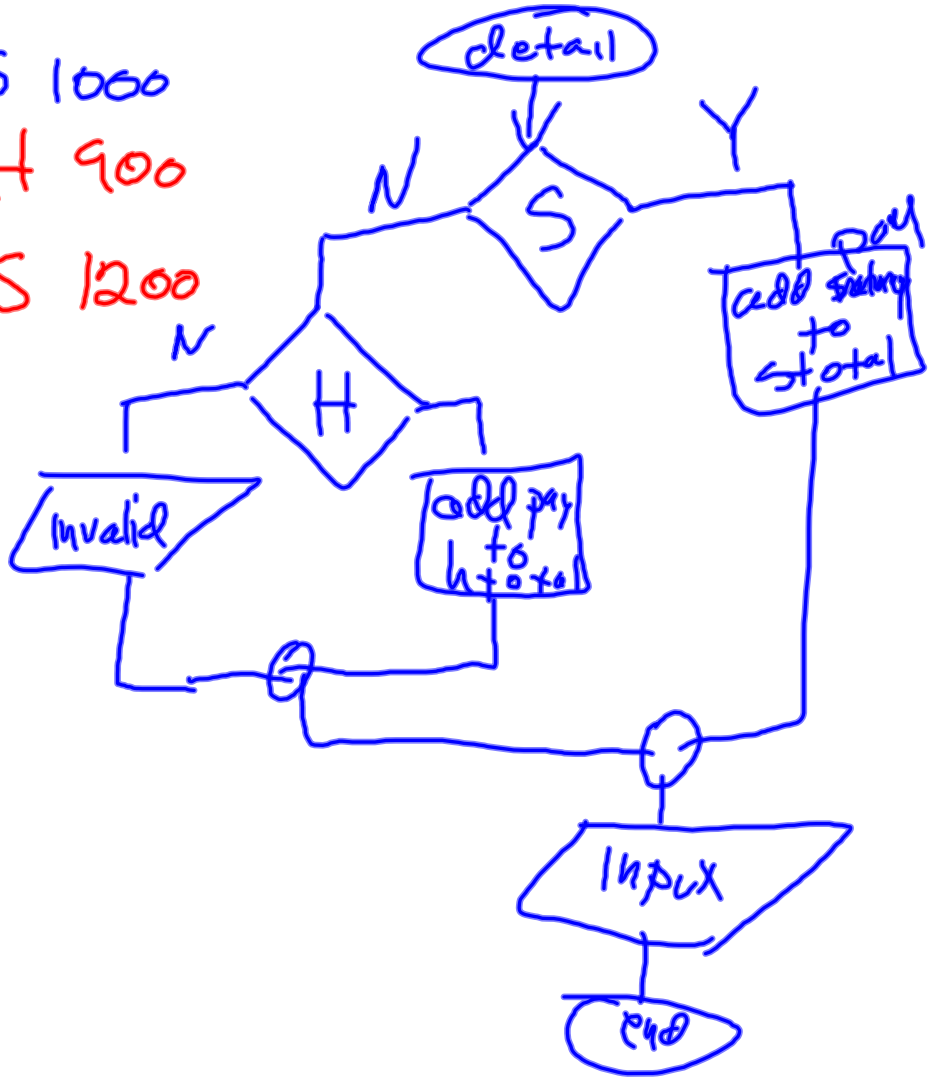

2200
1000
stotal

900
htotal

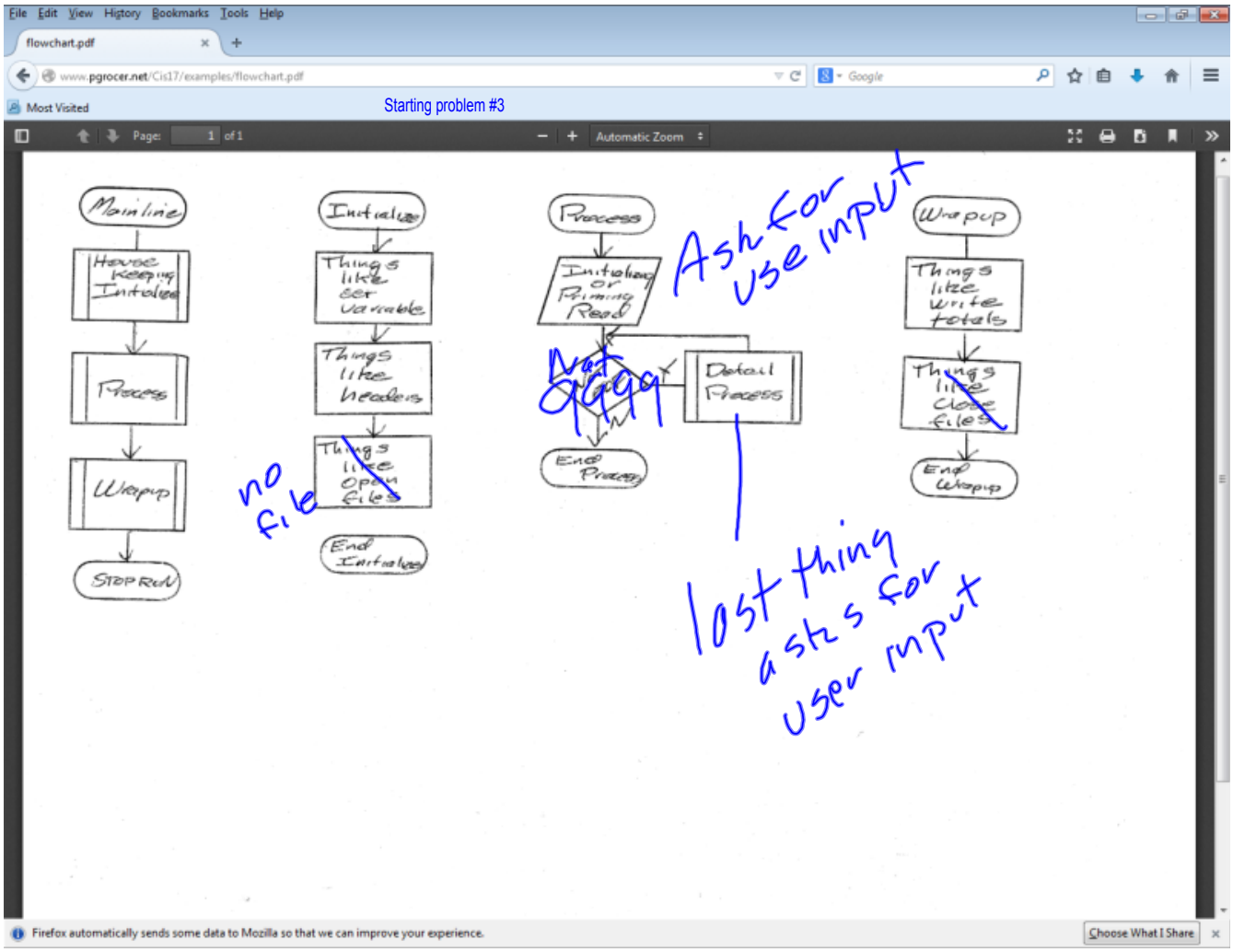
File Edit View History Bookmarks Tools Help
flowchart.pdf
www.pgrocer.net/Cis17/examples/flowchart.pdf
Most Visited
Starting problem #3
Page: 1 of 1
Automatic Zoom
Mainline
Housekeeping Initialize
Process
Wrapup
STOP RUN
Initialize
Things like set variable
Things like headers
Things like open files
End Initialize
no file
Process
Initialize or Priming Read
Not eof
Detail Process
End Process
Ask for use input
Wrapup
Things like write totals
Things like close files
End Wrapup
last thing asks for user input
Firefox automatically sends some data to Mozilla so that we can improve your experience.
Choose What I Share

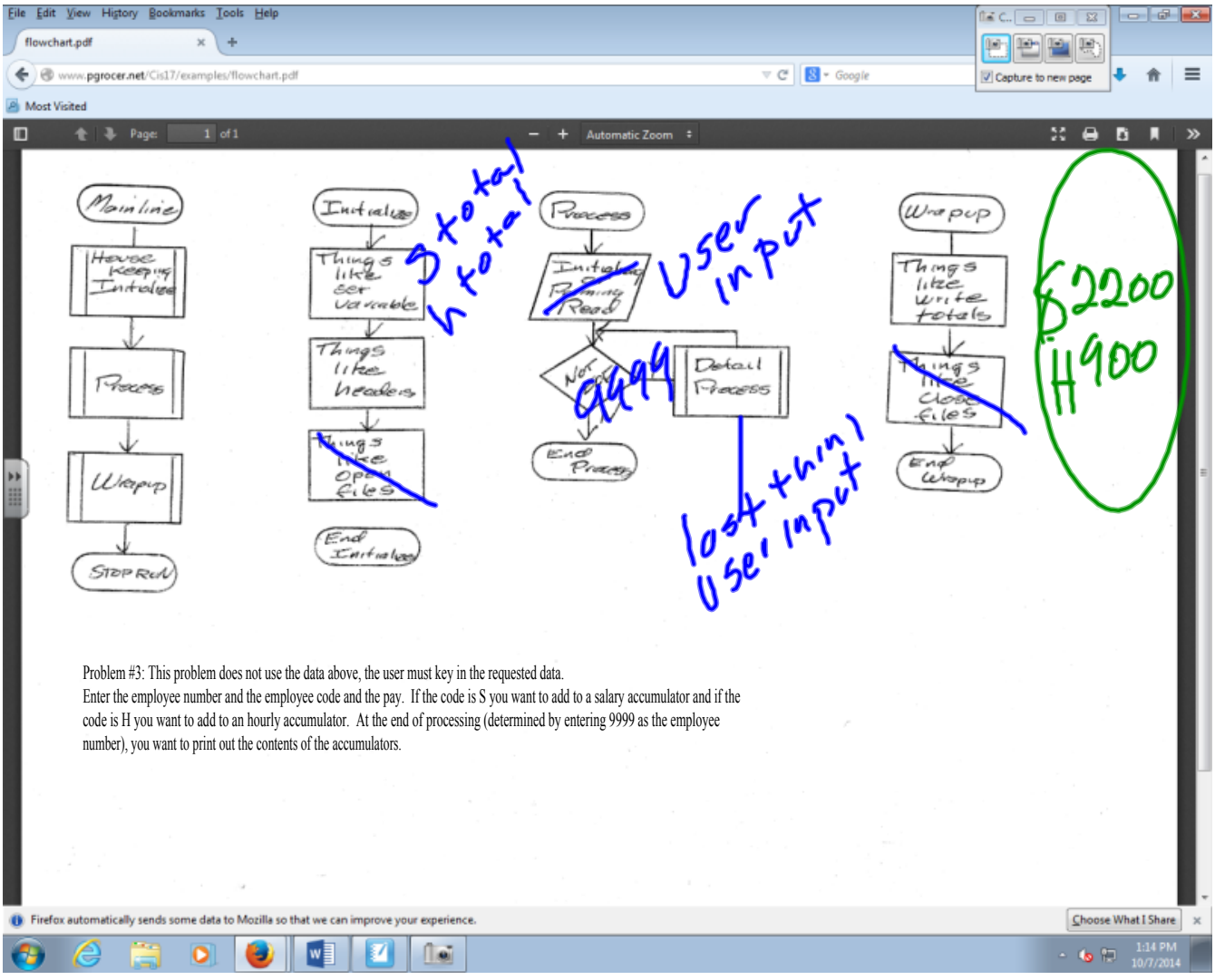

Problem #3: This problem does not use the data above, the user must key in the requested data.
Enter the employee number and the employee code and the pay. If the code is S you want to add to a salary accumulator and if the code is H you want to add to an hourly accumulator. At the end of processing (determined by entering 9999 as the employee number), you want to print out the contents of the accumulators.

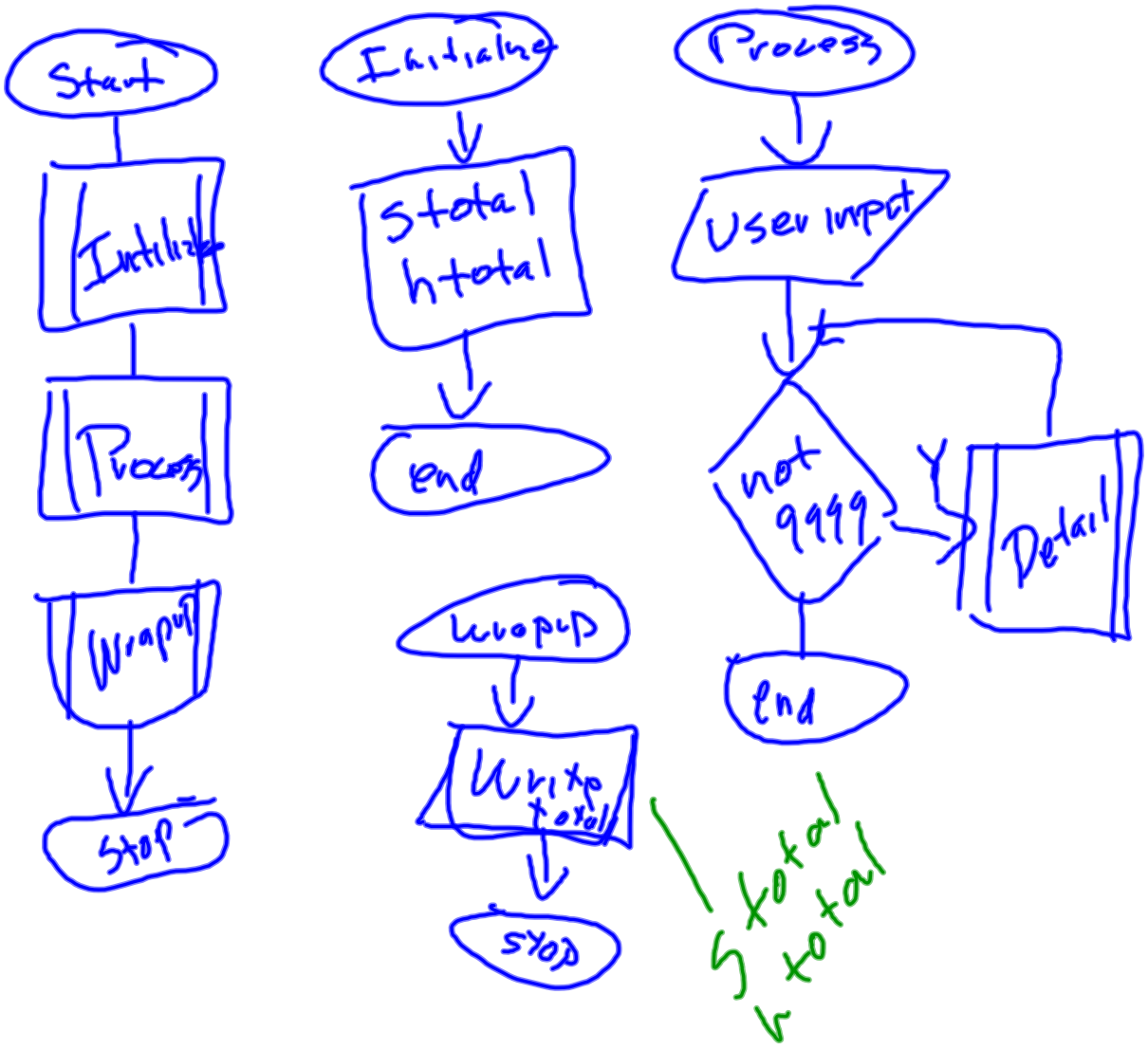
Start
Initialize
Process
Wrapup
Stop
Initialize
Stotal
htotal
end
Process
User input
not 9999
Y
Detail
end
Wrapup
Write total
Stop
Stotal
htotal

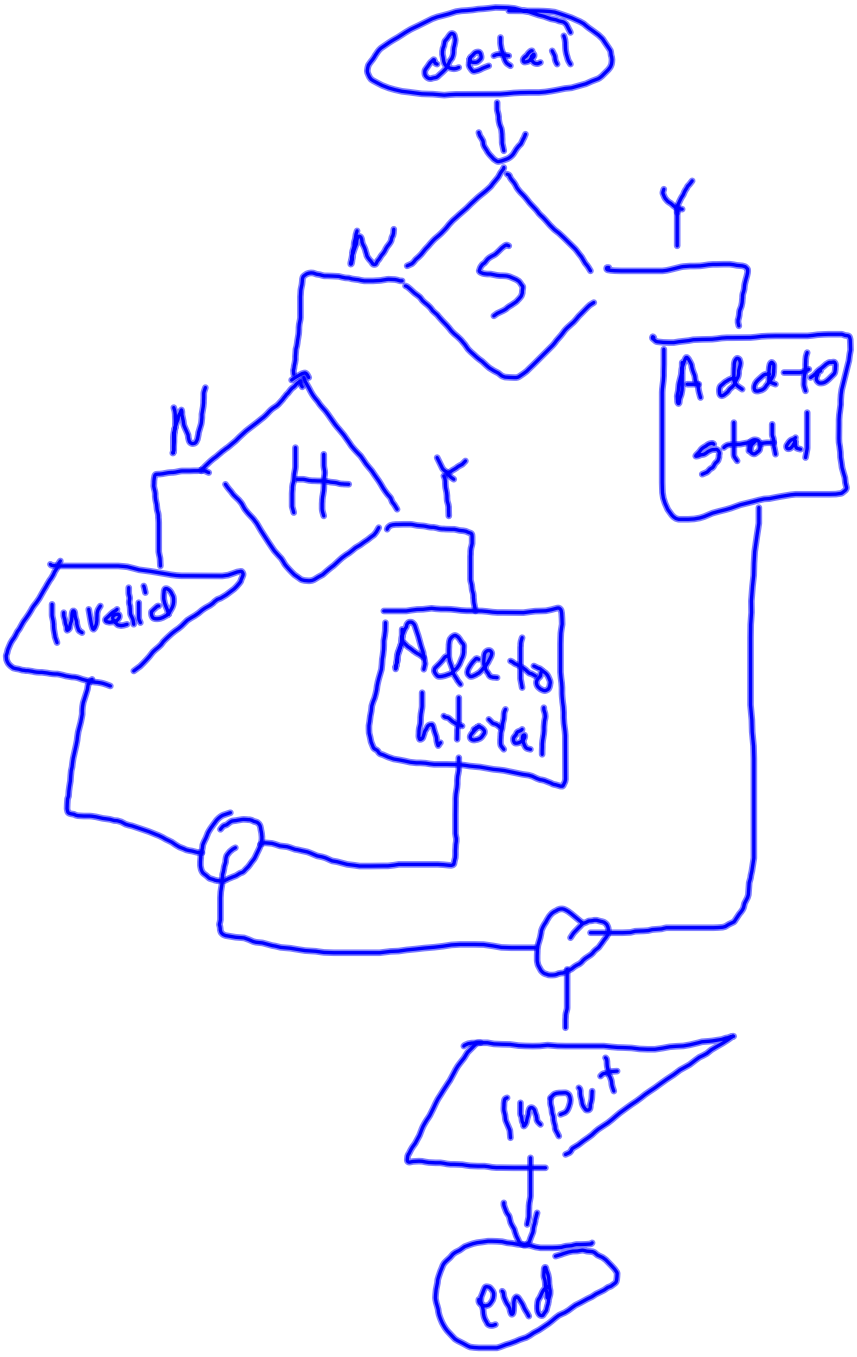
detail
S
N
Y
Add to total
H
N
Y
Invalid
Add to h total
input
end

Problem #4: This problem does not use the data above, the user must key in the requested data.
Ask the user to key in: idno, salary, housecode, and value of house. In the processing you will test to see if the person makes over 60000 OR has a house code of "Own" and the house is worth over 500000. If the person meets the criteria display the message ELIGIBLE on the screen otherwise display the message NOT ELIGIBLE on the screen. If 9999 is entered as the idno, processing should end. I want you to display the number of eligible and the number of not eligible at the end.

The audio for this is separate from the rest of the 12:30 class. It is posted right below.

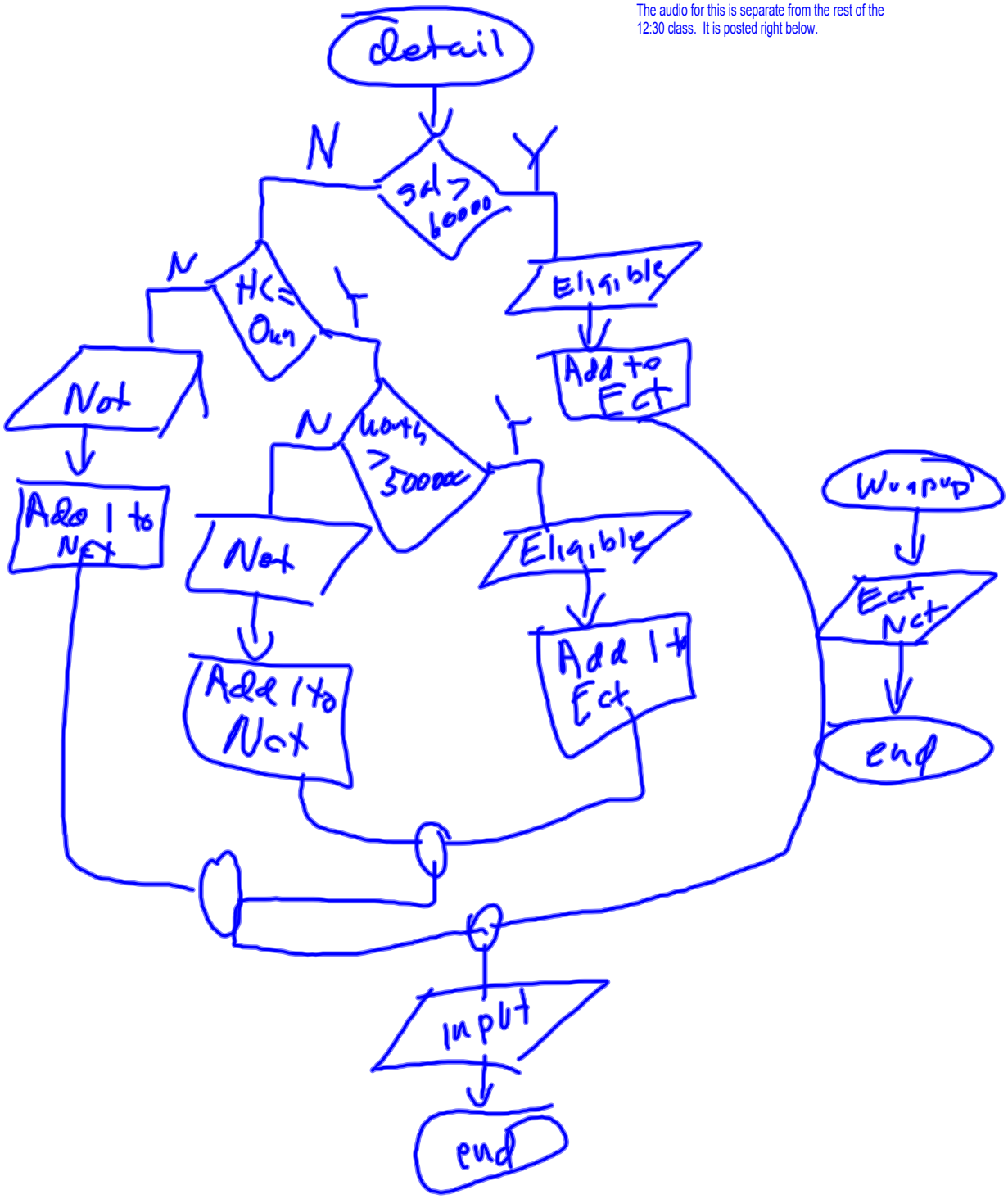

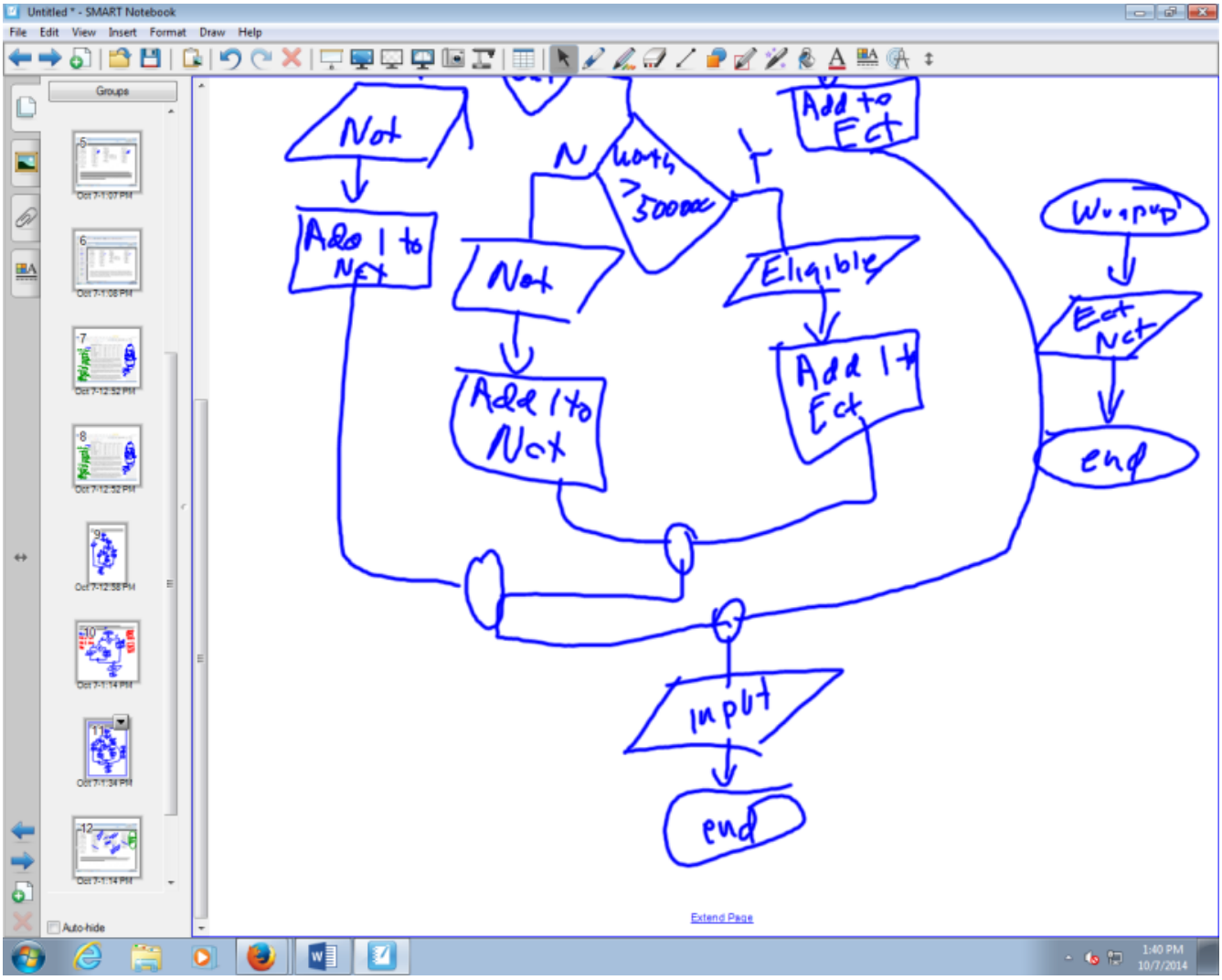
Untitled * - SMART Notebook
File Edit View Insert Format Draw Help
Groups
Not
Add 1 to Nct
N
Y
Add to Ect
Not
Eligible
Add 1 to Nct
Add 1 to Ect
Wrapup
Ect Nct
end
input
end
Extend Page
Auto-hide