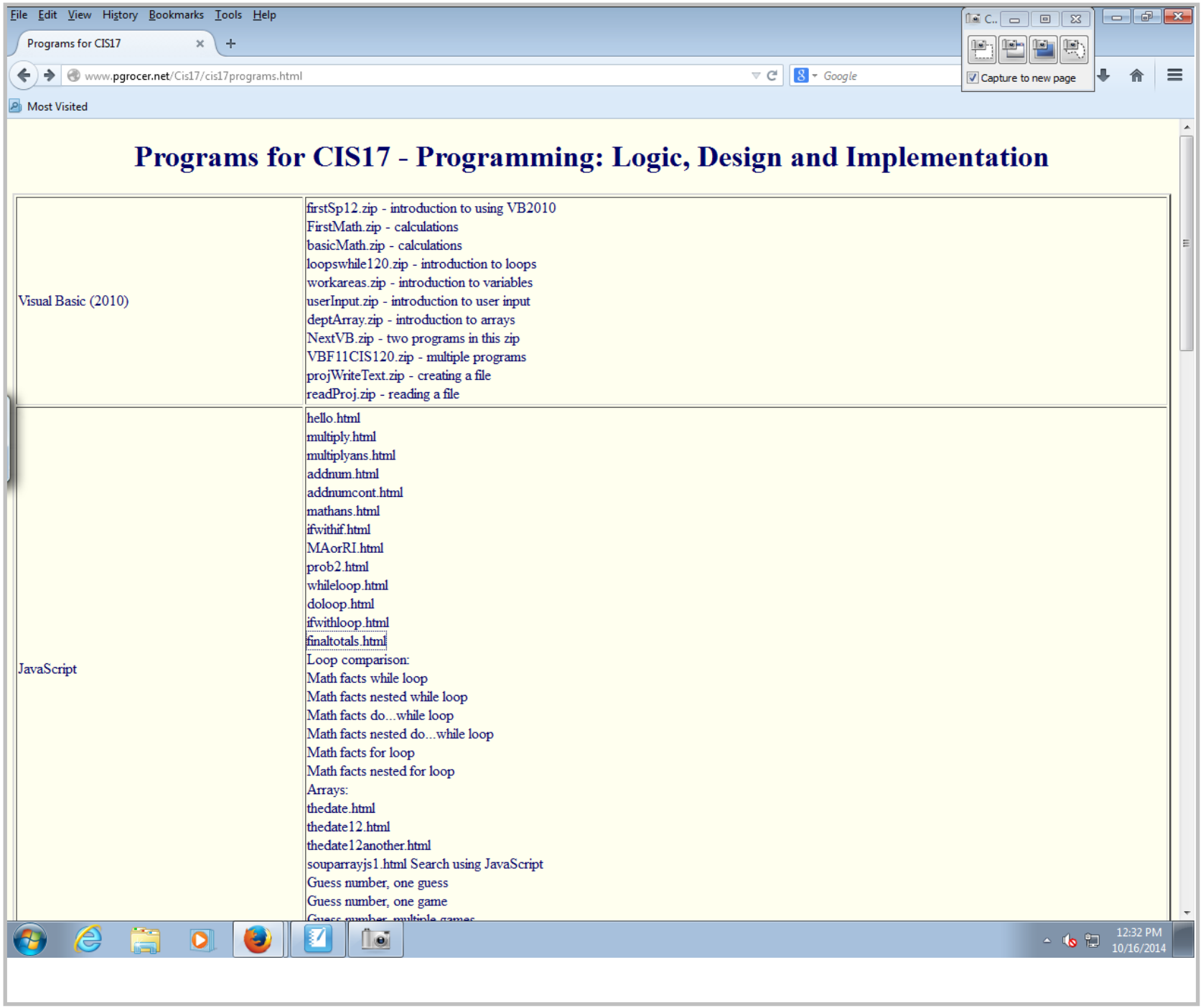
File Edit View History Bookmarks Tools Help
Programs for CIS17
www.pgrocer.net/Cis17/cis17programs.html
Google
Capture to new page
Most Visited
Programs for CIS17 - Programming: Logic, Design and Implementation
Visual Basic (2010)
firstSp12.zip - introduction to using VB2010
FirstMath.zip - calculations
basicMath.zip - calculations
loopswhile120.zip - introduction to loops
workareas.zip - introduction to variables
userInput.zip - introduction to user input
deptArray.zip - introduction to arrays
NextVB.zip - two programs in this zip
VBF11CIS120.zip - multiple programs
projWriteText.zip - creating a file
readProj.zip - reading a file
JavaScript
hello.html
multiply.html
multiplyans.html
addnum.html
addnumcont.html
mathans.html
ifwithif.html
MAorRI.html
prob2.html
whileloop.html
doloop.html
ifwithloop.html
finaltotals.html
Loop comparison:
Math facts while loop
Math facts nested while loop
Math facts do...while loop
Math facts nested do...while loop
Math facts for loop
Math facts nested for loop
Arrays:
thedate.html
thedate12.html
thedate12another.html
souparrayjs1.html Search using JavaScript
Guess number, one guess
Guess number, one game
12:32 PM
10/16/2014

File Edit View History Bookmarks Tools Help

Point accumulation

www.pgrocer.net/Cis17/javascript/finaltotals.html

Most Visited

The total for player one is: 16
The total for player two is: 19

I had the class work on delaring a winner - there are three possibilities

Source of: http://www.pgrocer.net/Cis17/javascript/finaltotals.html - Mozilla Firefox

File Edit View Help

```
1  <html>
2  <head>
3  <title>Point accumulation</title>
4  </head>
5  <body>
6  <script type="text/javascript">
7     var playerOneTotal = 0;
8     var playerTwoTotal = 0;
9     var playerOneEntry = 0;
10    var playerTwoEntry = 0;
11    var contProg = "Y";
12    while (contProg == "Y")
13      {
14       playerOneEntry = parseInt(window.prompt("Enter the points player one earned",0));
15       playerTwoEntry = parseInt(window.prompt("Enter the points player two earned",0));
16       playerOneTotal = playerOneTotal + playerOneEntry;
17       playerTwoTotal = playerTwoTotal + playerTwoEntry;
18       contProg = window.prompt("Do you want to play again, Y or N?","");
19      }
20    document.write("The total for player one is: " + playerOneTotal);
21    document.write("<br>");
22    document.write("The total for player two is: " + playerTwoTotal);
23 </script>
24 </body>
25 </html>
```

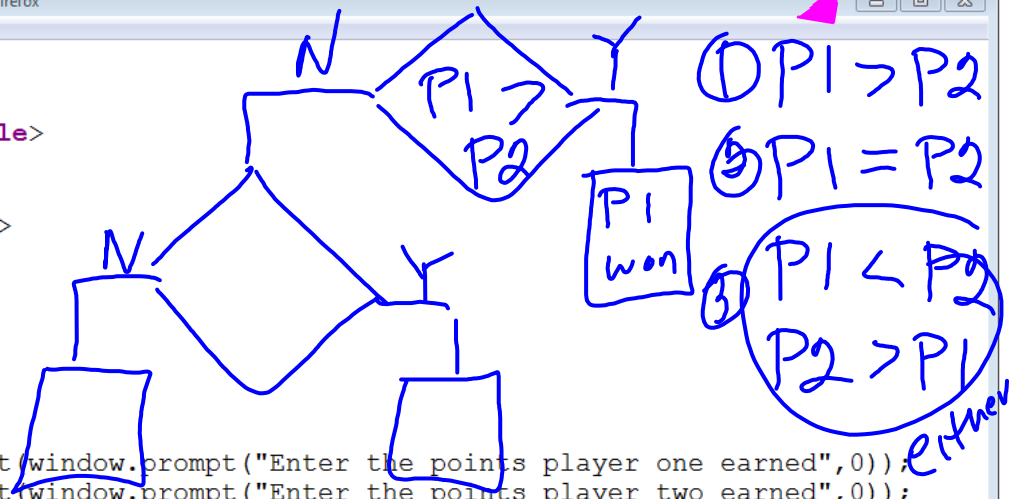

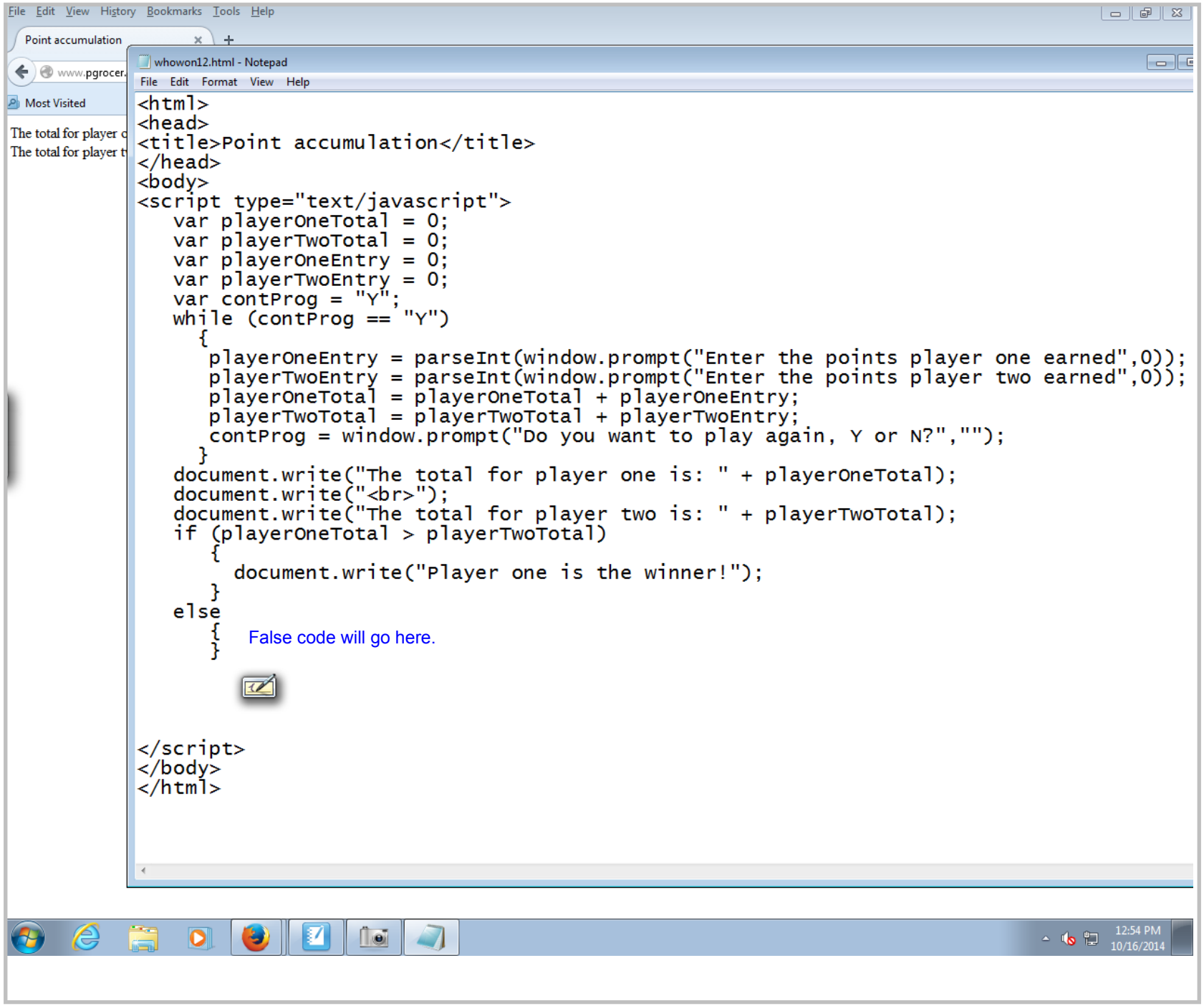
File Edit View History Bookmarks Tools Help
Point accumulation
www.pgrocer
Most Visited
The total for player
The total for player
whowon12.html - Notepad
File Edit Format View Help
<html>
<head>
<title>Point accumulation</title>
</head>
<body>
<script type="text/javascript">
var playerOneTotal = 0;
var playerTwoTotal = 0;
var playerOneEntry = 0;
var playerTwoEntry = 0;
var contProg = "Y";
while (contProg == "Y")
{
playerOneEntry = parseInt(window.prompt("Enter the points player one earned",0));
playerTwoEntry = parseInt(window.prompt("Enter the points player two earned",0));
playerOneTotal = playerOneTotal + playerOneEntry;
playerTwoTotal = playerTwoTotal + playerTwoEntry;
contProg = window.prompt("Do you want to play again, Y or N?","");
}
document.write("The total for player one is: " + playerOneTotal);
document.write("<br>");
document.write("The total for player two is: " + playerTwoTotal);
if (playerOneTotal > playerTwoTotal)
{
document.write("Player one is the winner!");
}
else
{
}
False code will go here.
</script>
</body>
</html>
12:54 PM
10/16/2014

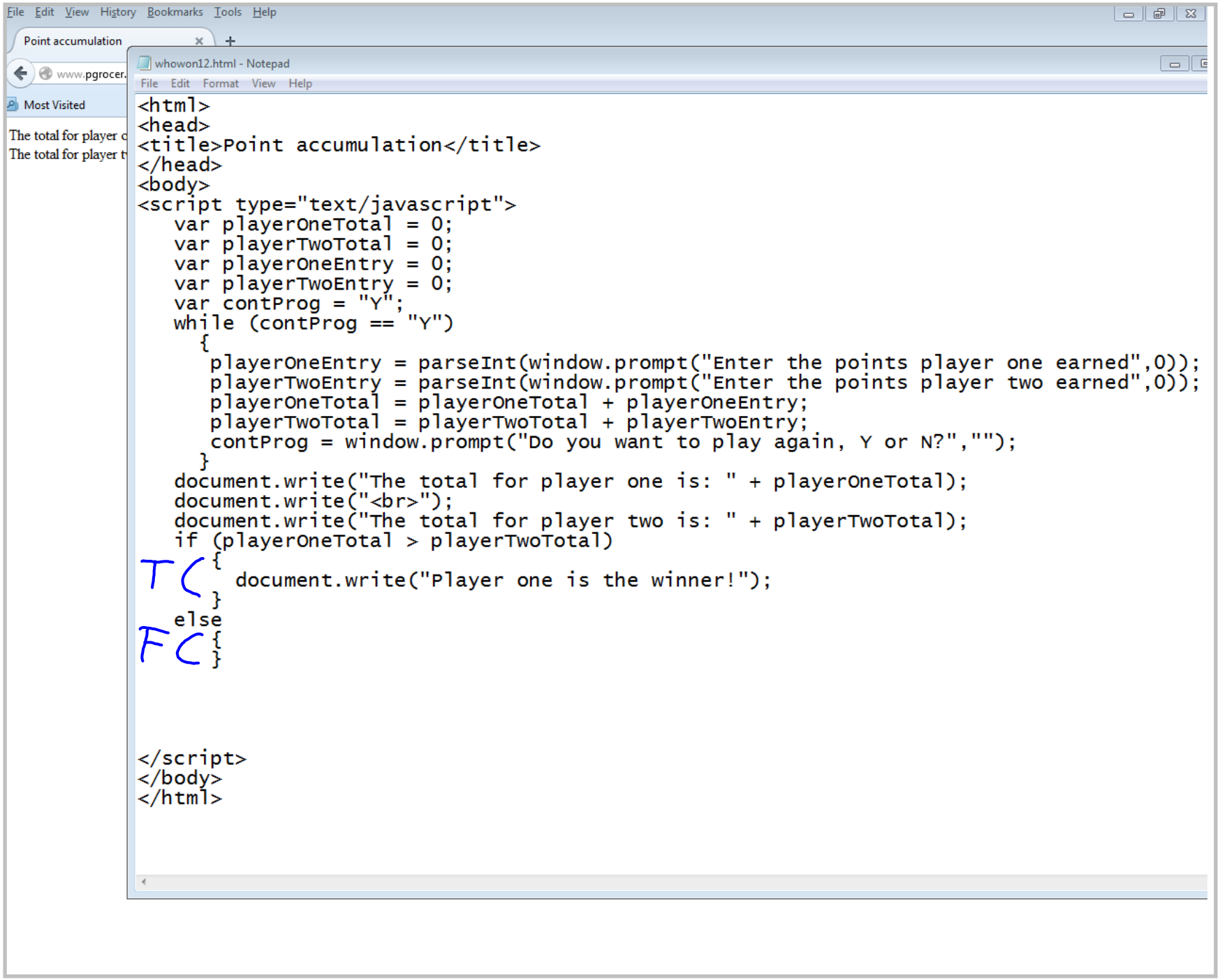
File Edit View History Bookmarks Tools Help
Point accumulation
www.pgrocer.
Most Visited
The total for player o
The total for player t
whowon12.html - Notepad
File Edit Format View Help
<html>
<head>
<title>Point accumulation</title>
</head>
<body>
<script type="text/javascript">
var playerOneTotal = 0;
var playerTwoTotal = 0;
var playerOneEntry = 0;
var playerTwoEntry = 0;
var contProg = "Y";
while (contProg == "Y")
{
playerOneEntry = parseInt(window.prompt("Enter the points player one earned",0));
playerTwoEntry = parseInt(window.prompt("Enter the points player two earned",0));
playerOneTotal = playerOneTotal + playerOneEntry;
playerTwoTotal = playerTwoTotal + playerTwoEntry;
contProg = window.prompt("Do you want to play again, Y or N?","");
}
document.write("The total for player one is: " + playerOneTotal);
document.write("<br>");
document.write("The total for player two is: " + playerTwoTotal);
if (playerOneTotal > playerTwoTotal)
{
document.write("Player one is the winner!");
}
else
{
}
TC
FC
</script>
</body>
</html>

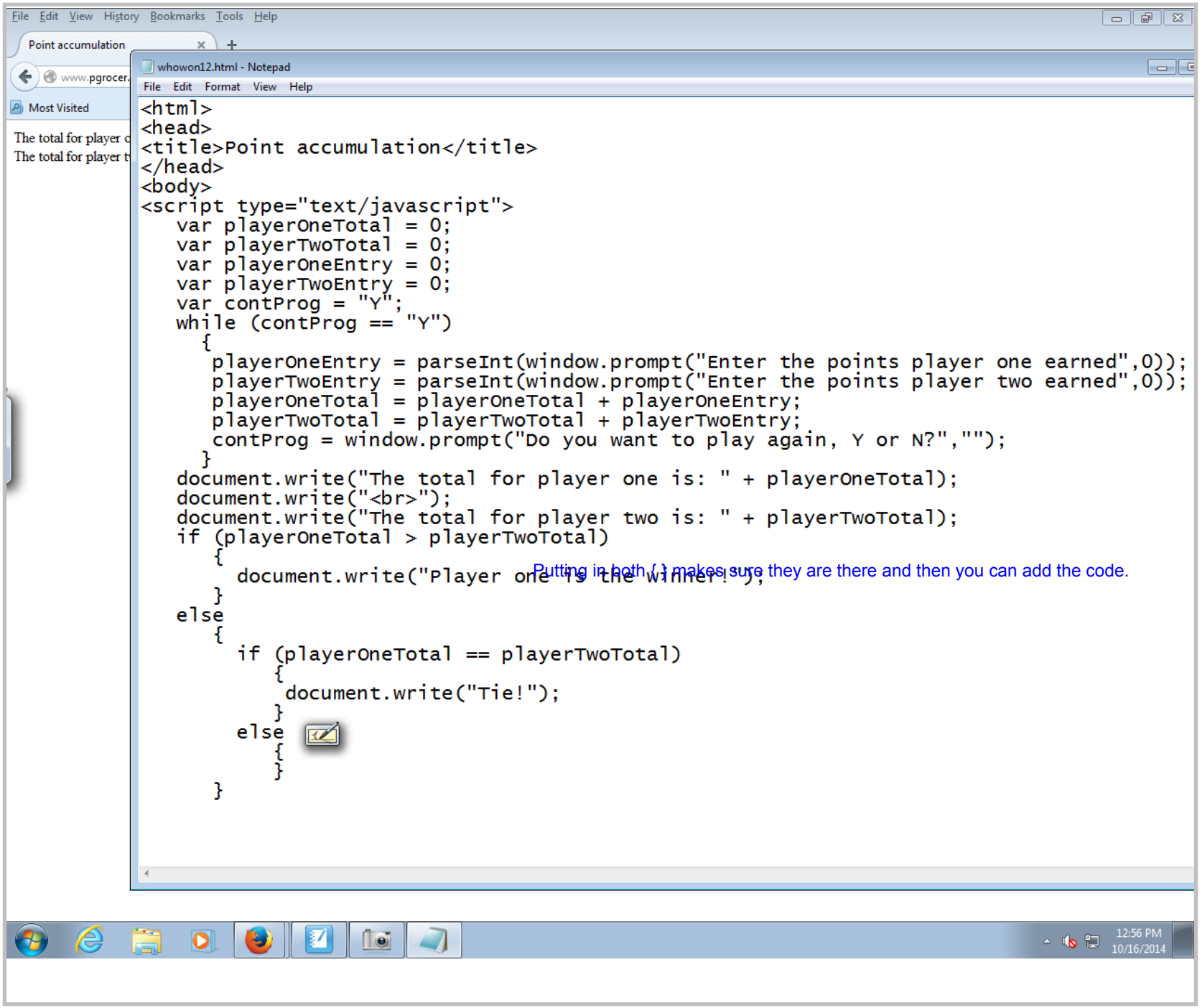
File Edit View History Bookmarks Tools Help
Point accumulation
www.pgrocer
Most Visited
The total for player o
The total for player t
whowon12.html - Notepad
File Edit Format View Help
<html>
<head>
<title>Point accumulation</title>
</head>
<body>
<script type="text/javascript">
var playerOneTotal = 0;
var playerTwoTotal = 0;
var playerOneEntry = 0;
var playerTwoEntry = 0;
var contProg = "Y";
while (contProg == "Y")
{
playerOneEntry = parseInt(window.prompt("Enter the points player one earned",0));
playerTwoEntry = parseInt(window.prompt("Enter the points player two earned",0));
playerOneTotal = playerOneTotal + playerOneEntry;
playerTwoTotal = playerTwoTotal + playerTwoEntry;
contProg = window.prompt("Do you want to play again, Y or N?","");
}
document.write("The total for player one is: " + playerOneTotal);
document.write("<br>");
document.write("The total for player two is: " + playerTwoTotal);
if (playerOneTotal > playerTwoTotal)
{
document.write("Player one is the winner!");
}
else
{
if (playerOneTotal == playerTwoTotal)
{
document.write("Tie!");
}
else
{
}
}
Putting in both { } makes sure they are there and then you can add the code.
12:56 PM
10/16/2014

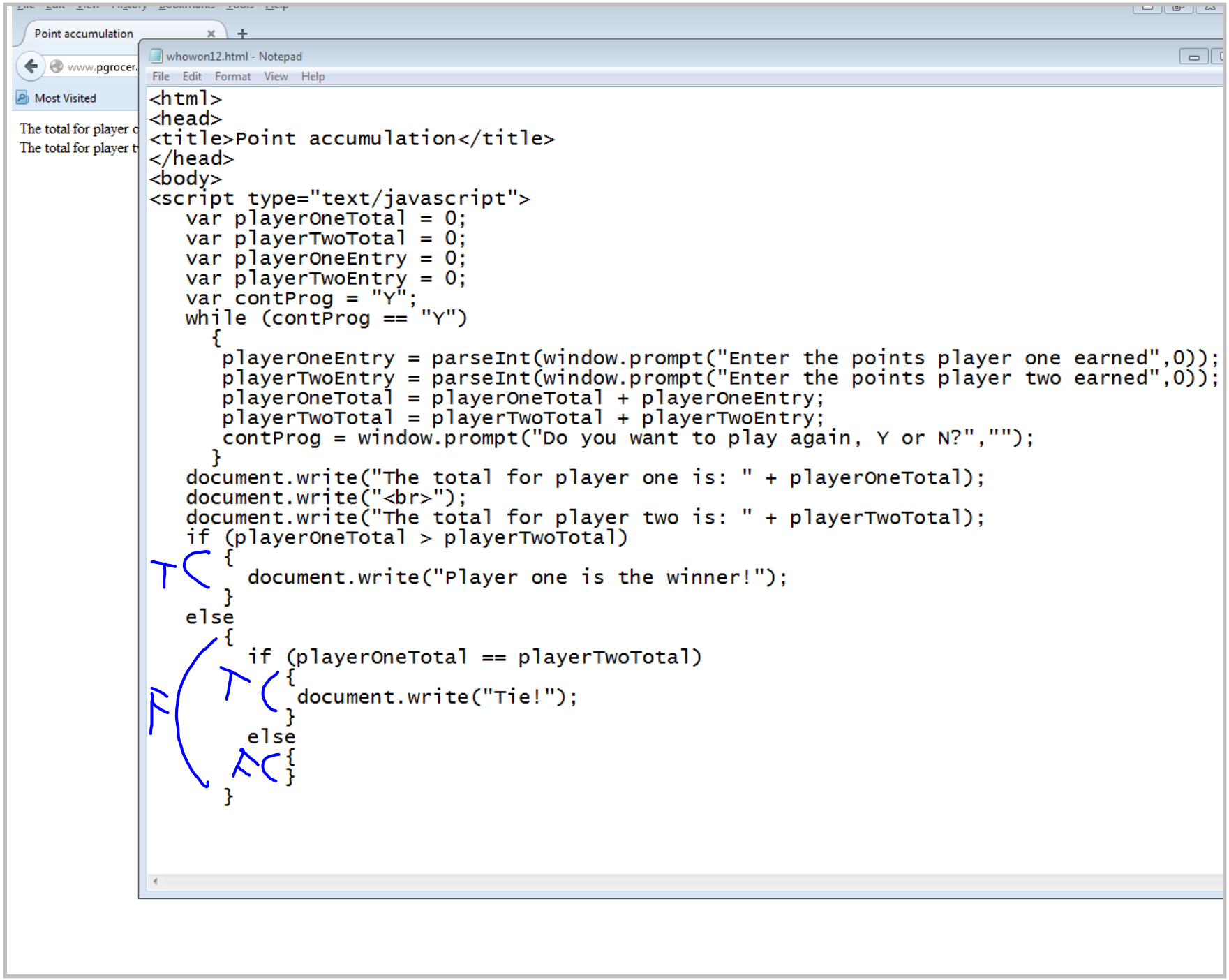
Point accumulation
www.pgrocer
Most Visited
The total for player o
The total for player t
whowon12.html - Notepad
File Edit Format View Help
<html>
<head>
<title>Point accumulation</title>
</head>
<body>
<script type="text/javascript">
var playerOneTotal = 0;
var playerTwoTotal = 0;
var playerOneEntry = 0;
var playerTwoEntry = 0;
var contProg = "Y";
while (contProg == "Y")
{
playerOneEntry = parseInt(window.prompt("Enter the points player one earned",0));
playerTwoEntry = parseInt(window.prompt("Enter the points player two earned",0));
playerOneTotal = playerOneTotal + playerOneEntry;
playerTwoTotal = playerTwoTotal + playerTwoEntry;
contProg = window.prompt("Do you want to play again, Y or N?","");
}
document.write("The total for player one is: " + playerOneTotal);
document.write("<br>");
document.write("The total for player two is: " + playerTwoTotal);
if (playerOneTotal > playerTwoTotal)
{
document.write("Player one is the winner!");
}
else
{
if (playerOneTotal == playerTwoTotal)
{
document.write("Tie!");
}
else
{
}
}

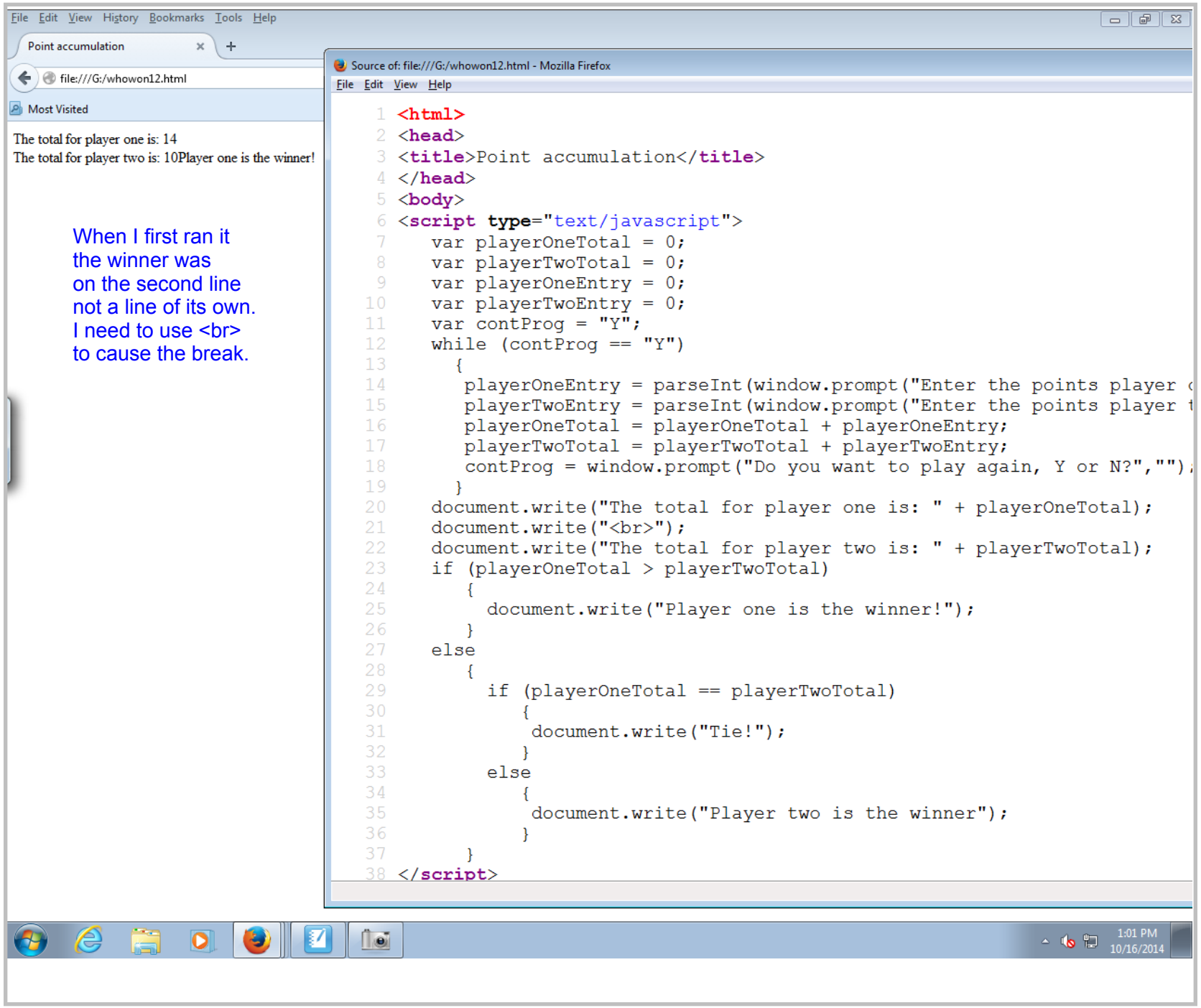
File Edit View History Bookmarks Tools Help
Point accumulation
file:///G:/whowon12.html
Most Visited
The total for player one is: 14
The total for player two is: 10Player one is the winner!
When I first ran it
the winner was
on the second line
not a line of its own.
I need to use
to cause the break.
Source of: file:///G:/whowon12.html - Mozilla Firefox
File Edit View Help
1 <html>
2 <head>
3 <title>Point accumulation</title>
4 </head>
5 <body>
6 <script type="text/javascript">
7 var playerOneTotal = 0;
8 var playerTwoTotal = 0;
9 var playerOneEntry = 0;
10 var playerTwoEntry = 0;
11 var contProg = "Y";
12 while (contProg == "Y")
13 {
14 playerOneEntry = parseInt(window.prompt("Enter the points player
15 playerTwoEntry = parseInt(window.prompt("Enter the points player
16 playerOneTotal = playerOneTotal + playerOneEntry;
17 playerTwoTotal = playerTwoTotal + playerTwoEntry;
18 contProg = window.prompt("Do you want to play again, Y or N?","");
19 }
20 document.write("The total for player one is: " + playerOneTotal);
21 document.write("<br>");
22 document.write("The total for player two is: " + playerTwoTotal);
23 if (playerOneTotal > playerTwoTotal)
24 {
25 document.write("Player one is the winner!");
26 }
27 else
28 {
29 if (playerOneTotal == playerTwoTotal)
30 {
31 document.write("Tie!");
32 }
33 else
34 {
35 document.write("Player two is the winner");
36 }
37 }
38 </script>
1:01 PM
10/16/2014

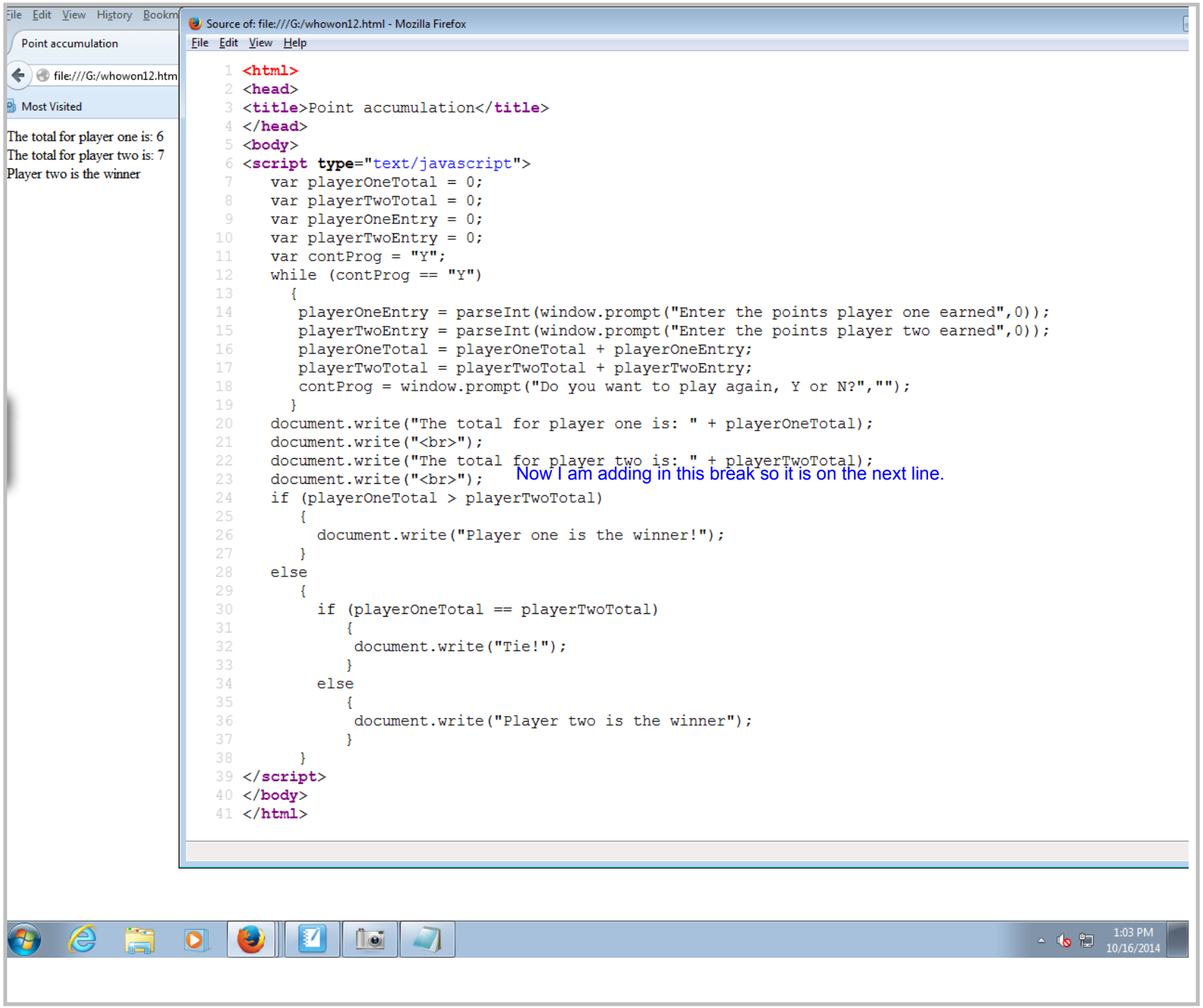
File Edit View History Bookm
Point accumulation
file:///G:/whowon12.htm
Most Visited
The total for player one is: 6
The total for player two is: 7
Player two is the winner
Source of: file:///G:/whowon12.html - Mozilla Firefox
File Edit View Help
1 <html>
2 <head>
3 <title>Point accumulation</title>
4 </head>
5 <body>
6 <script type="text/javascript">
7 var playerOneTotal = 0;
8 var playerTwoTotal = 0;
9 var playerOneEntry = 0;
10 var playerTwoEntry = 0;
11 var contProg = "Y";
12 while (contProg == "Y")
13 {
14 playerOneEntry = parseInt(window.prompt("Enter the points player one earned",0));
15 playerTwoEntry = parseInt(window.prompt("Enter the points player two earned",0));
16 playerOneTotal = playerOneTotal + playerOneEntry;
17 playerTwoTotal = playerTwoTotal + playerTwoEntry;
18 contProg = window.prompt("Do you want to play again, Y or N?","");
19 }
20 document.write("The total for player one is: " + playerOneTotal);
21 document.write("<br>");
22 document.write("The total for player two is: " + playerTwoTotal);
23 document.write("<br>");
Now I am adding in this break so it is on the next line.
24 if (playerOneTotal > playerTwoTotal)
25 {
26 document.write("Player one is the winner!");
27 }
28 else
29 {
30 if (playerOneTotal == playerTwoTotal)
31 {
32 document.write("Tie!");
33 }
34 else
35 {
36 document.write("Player two is the winner");
37 }
38 }
39 </script>
40 </body>
41 </html>
1:03 PM
10/16/2014

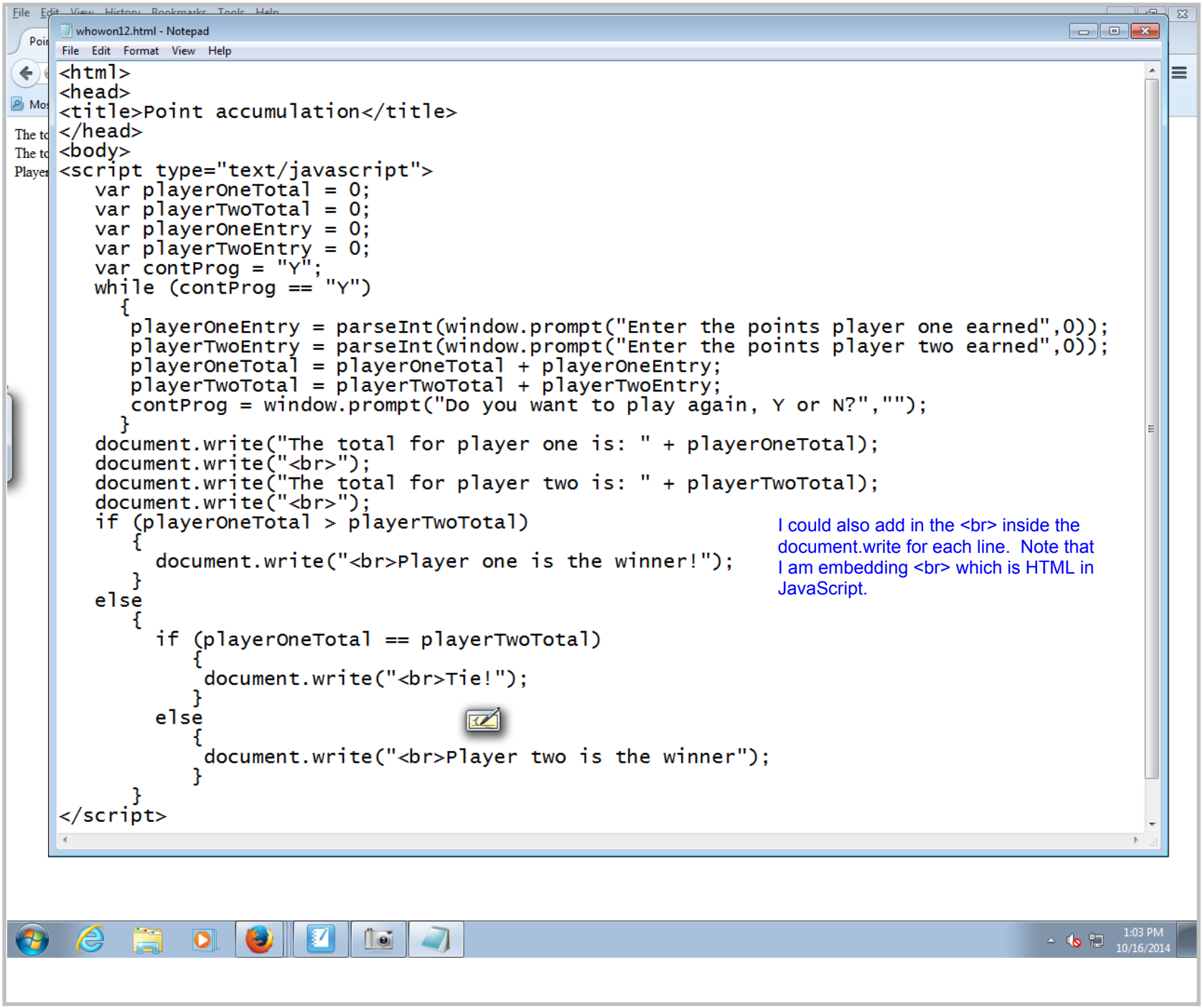
whowon12.html - Notepad
File Edit Format View Help
<html>
<head>
<title>Point accumulation</title>
</head>
<body>
<script type="text/javascript">
var playerOneTotal = 0;
var playerTwoTotal = 0;
var playerOneEntry = 0;
var playerTwoEntry = 0;
var contProg = "Y";
while (contProg == "Y")
{
playerOneEntry = parseInt(window.prompt("Enter the points player one earned",0));
playerTwoEntry = parseInt(window.prompt("Enter the points player two earned",0));
playerOneTotal = playerOneTotal + playerOneEntry;
playerTwoTotal = playerTwoTotal + playerTwoEntry;
contProg = window.prompt("Do you want to play again, Y or N?","");
}
document.write("The total for player one is: " + playerOneTotal);
document.write("<br>");
document.write("The total for player two is: " + playerTwoTotal);
document.write("<br>");
if (playerOneTotal > playerTwoTotal)
{
document.write("
Player one is the winner!");
}
else
{
if (playerOneTotal == playerTwoTotal)
{
document.write("
Tie!");
}
else
{
document.write("
Player two is the winner");
}
}
</script>
I could also add in the <br> inside the document.write for each line. Note that I am embedding <br> which is HTML in JavaScript.
1:03 PM
10/16/2014

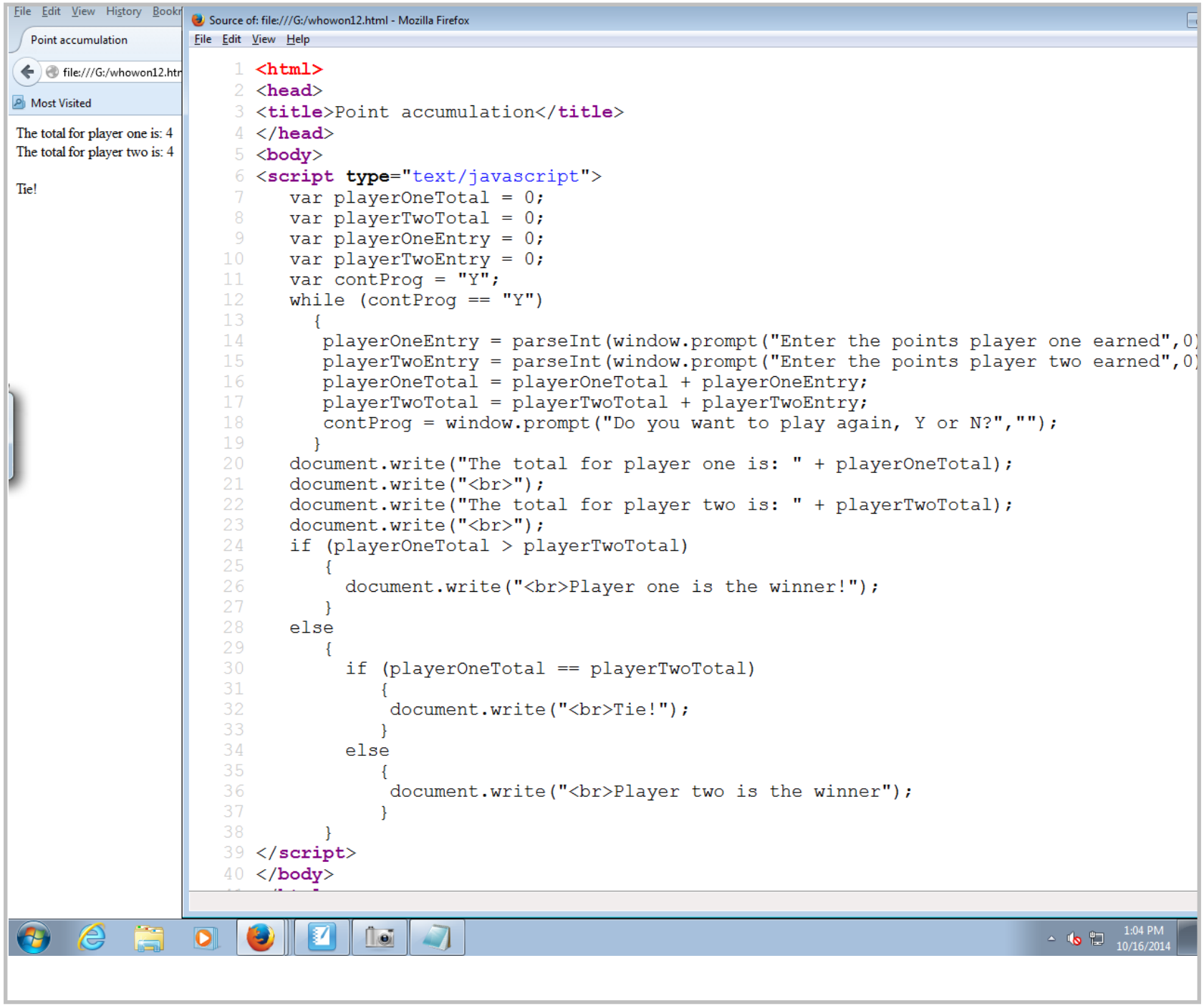
File Edit View History Bookr
Point accumulation
file:///G:/whowon12.htr
Most Visited
The total for player one is: 4
The total for player two is: 4
Tie!
Source of: file:///G:/whowon12.html - Mozilla Firefox
File Edit View Help
1 <html>
2 <head>
3 <title>Point accumulation</title>
4 </head>
5 <body>
6 <script type="text/javascript">
7 var playerOneTotal = 0;
8 var playerTwoTotal = 0;
9 var playerOneEntry = 0;
10 var playerTwoEntry = 0;
11 var contProg = "Y";
12 while (contProg == "Y")
13 {
14 playerOneEntry = parseInt(window.prompt("Enter the points player one earned",0)
15 playerTwoEntry = parseInt(window.prompt("Enter the points player two earned",0)
16 playerOneTotal = playerOneTotal + playerOneEntry;
17 playerTwoTotal = playerTwoTotal + playerTwoEntry;
18 contProg = window.prompt("Do you want to play again, Y or N?","");
19 }
20 document.write("The total for player one is: " + playerOneTotal);
21 document.write("<br>");
22 document.write("The total for player two is: " + playerTwoTotal);
23 document.write("<br>");
24 if (playerOneTotal > playerTwoTotal)
25 {
26 document.write("
Player one is the winner!");
27 }
28 else
29 {
30 if (playerOneTotal == playerTwoTotal)
31 {
32 document.write("
Tie!");
33 }
34 else
35 {
36 document.write("
Player two is the winner");
37 }
38 }
39 </script>
40 </body>
1:04 PM
10/16/2014

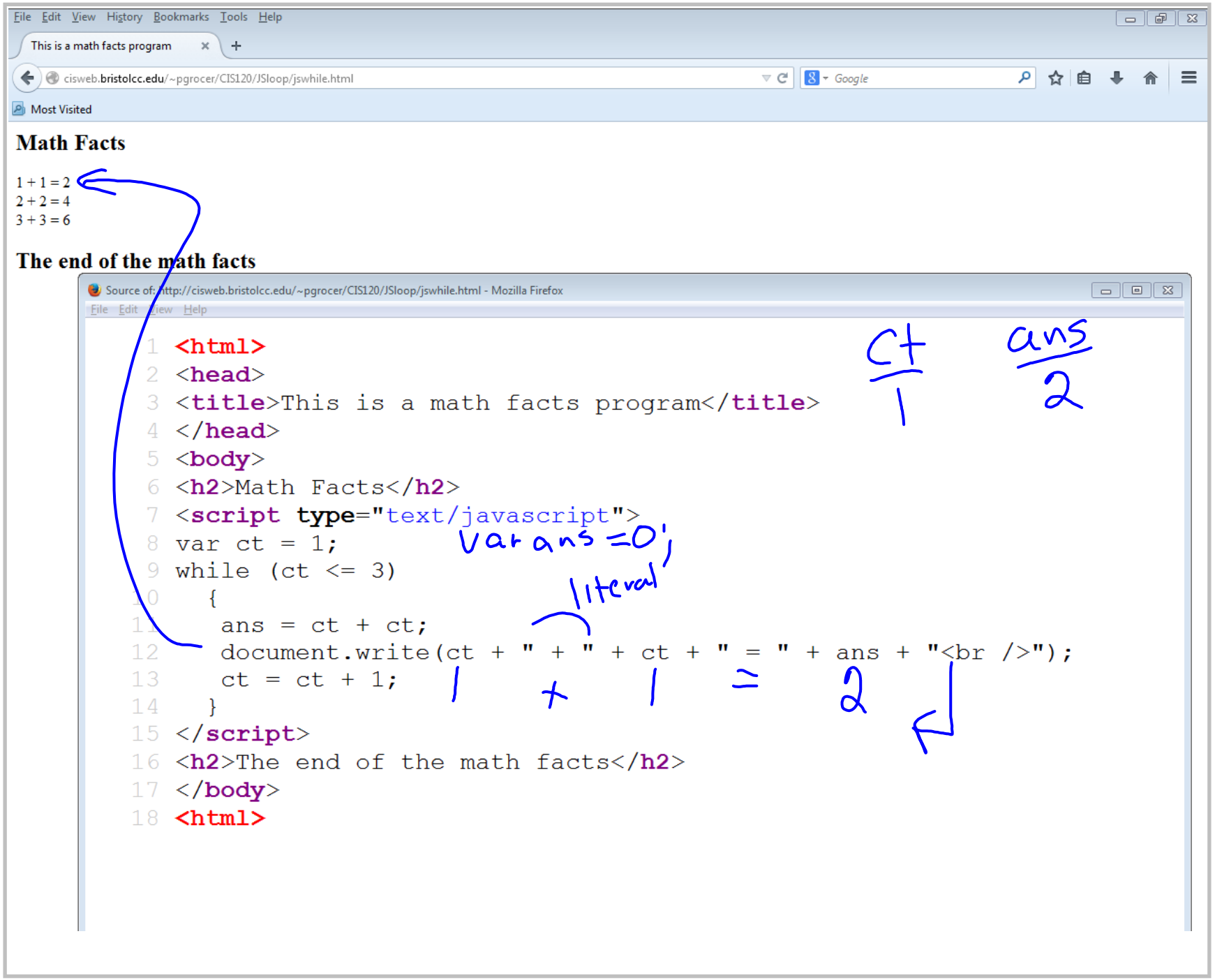
File Edit View History Bookmarks Tools Help
This is a math facts program
cisweb.bristolcc.edu/~pgrocer/CIS120/JSloop/jswhile.html
Google
Most Visited
Math Facts
1 + 1 = 2
2 + 2 = 4
3 + 3 = 6
The end of the math facts
Source of: http://cisweb.bristolcc.edu/~pgrocer/CIS120/JSloop/jswhile.html - Mozilla Firefox
File Edit View Help
1 <html>
2 <head>
3 <title>This is a math facts program</title>
4 </head>
5 <body>
6 <h2>Math Facts</h2>
7 <script type="text/javascript">
8 var ct = 1;
9 while (ct <= 3)
10 {
11 ans = ct + ct;
12 document.write(ct + " + " + ct + " = " + ans + "<br />");
13 ct = ct + 1;
14 }
15 </script>
16 <h2>The end of the math facts</h2>
17 </body>
18 <html>
ct
1
ans
2
var ans = 0;
literal
1 + 1 = 2

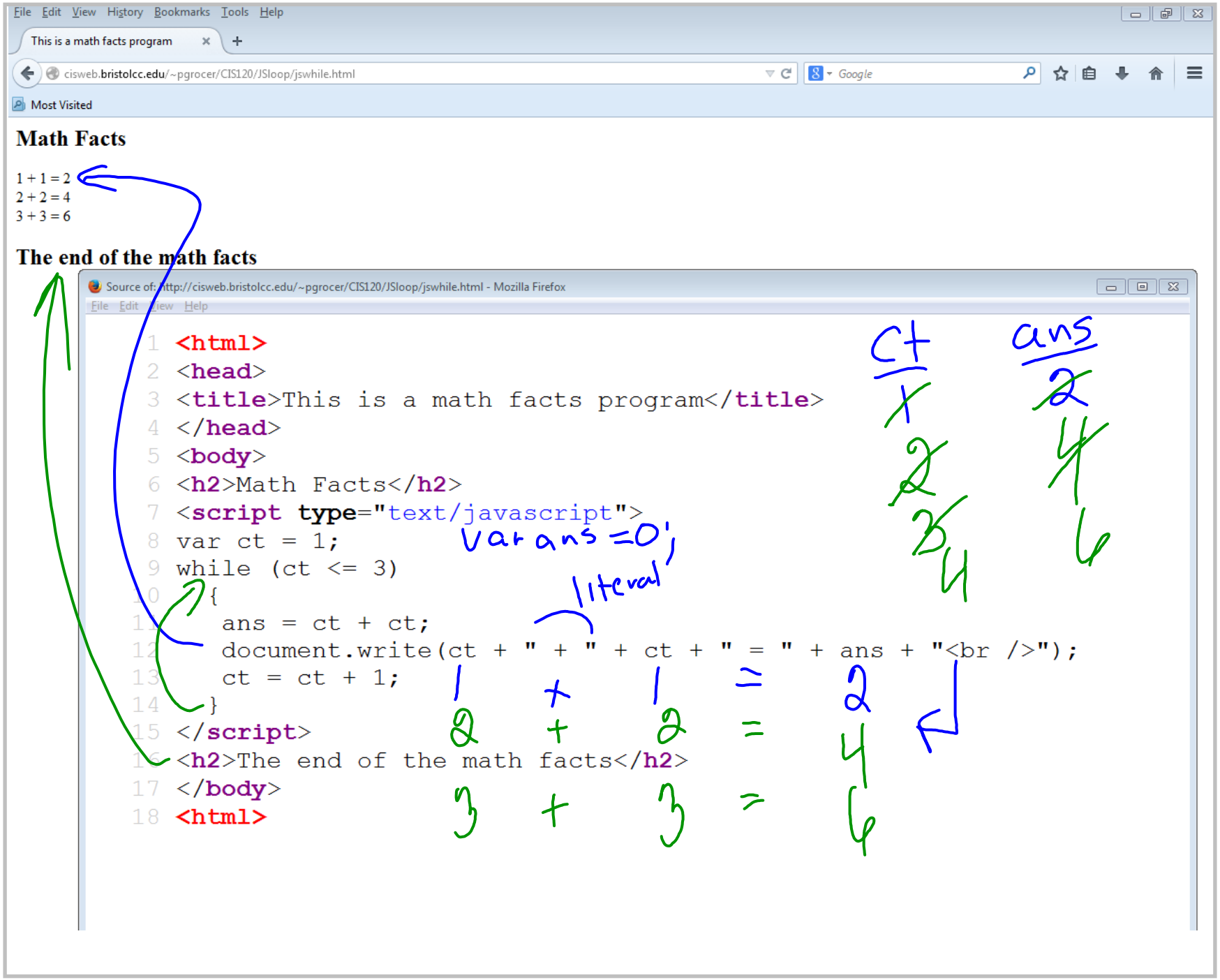
File Edit View History Bookmarks Tools Help
This is a math facts program
cisweb.bristolcc.edu/~pgrocer/CIS120/JSloop/jswhile.html
Most Visited
Math Facts
1 + 1 = 2
2 + 2 = 4
3 + 3 = 6
The end of the math facts
Source of: http://cisweb.bristolcc.edu/~pgrocer/CIS120/JSloop/jswhile.html - Mozilla Firefox
File Edit View Help
1 <html>
2 <head>
3 <title>This is a math facts program</title>
4 </head>
5 <body>
6 <h2>Math Facts</h2>
7 <script type="text/javascript">
8 var ct = 1;
9 while (ct <= 3)
10 {
11 ans = ct + ct;
12 document.write(ct + " + " + ct + " = " + ans + "<br />");
13 ct = ct + 1;
14 }
15 </script>
16 <h2>The end of the math facts</h2>
17 </body>
18 <html>
ct
ans
var ans = 0;
literal

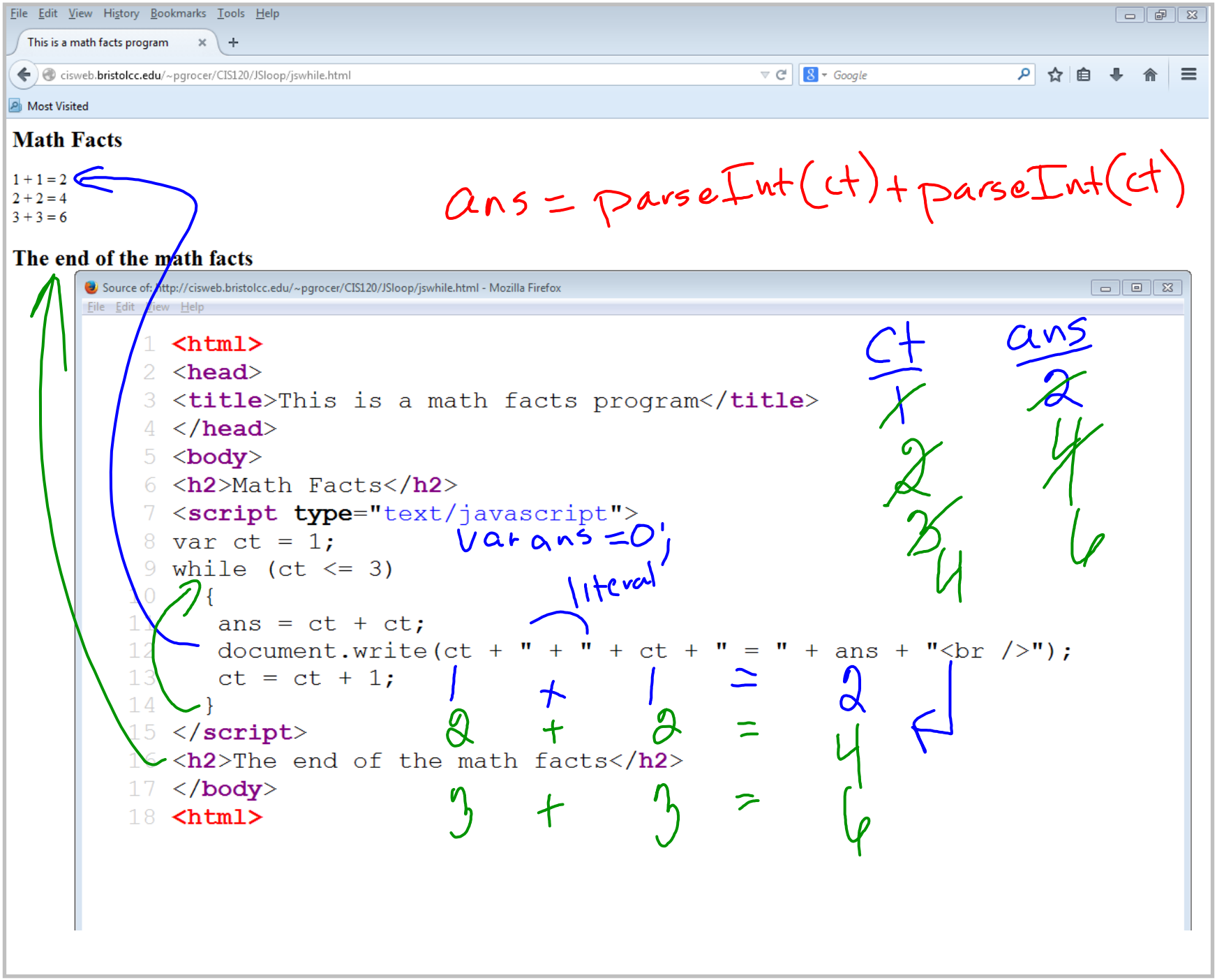
File Edit View History Bookmarks Tools Help
This is a math facts program
cisweb.bristolcc.edu/~pgrocer/CIS120/JSloop/jswhile.html
Most Visited
Math Facts
1 + 1 = 2
2 + 2 = 4
3 + 3 = 6
The end of the math facts
ans = parseInt(ct) + parseInt(ct)
Source of: http://cisweb.bristolcc.edu/~pgrocer/CIS120/JSloop/jswhile.html - Mozilla Firefox
File Edit View Help
1 <html>
2 <head>
3 <title>This is a math facts program</title>
4 </head>
5 <body>
6 <h2>Math Facts</h2>
7 <script type="text/javascript">
8 var ct = 1;
9 while (ct <= 3)
10 {
11 ans = ct + ct;
12 document.write(ct + " + " + ct + " = " + ans + "<br />");
13 ct = ct + 1;
14 }
15 </script>
16 <h2>The end of the math facts</h2>
17 </body>
18 <html>
var ans = 0;
literal
ct
ans
1 + 1 = 2
2 + 2 = 4
3 + 3 = 6

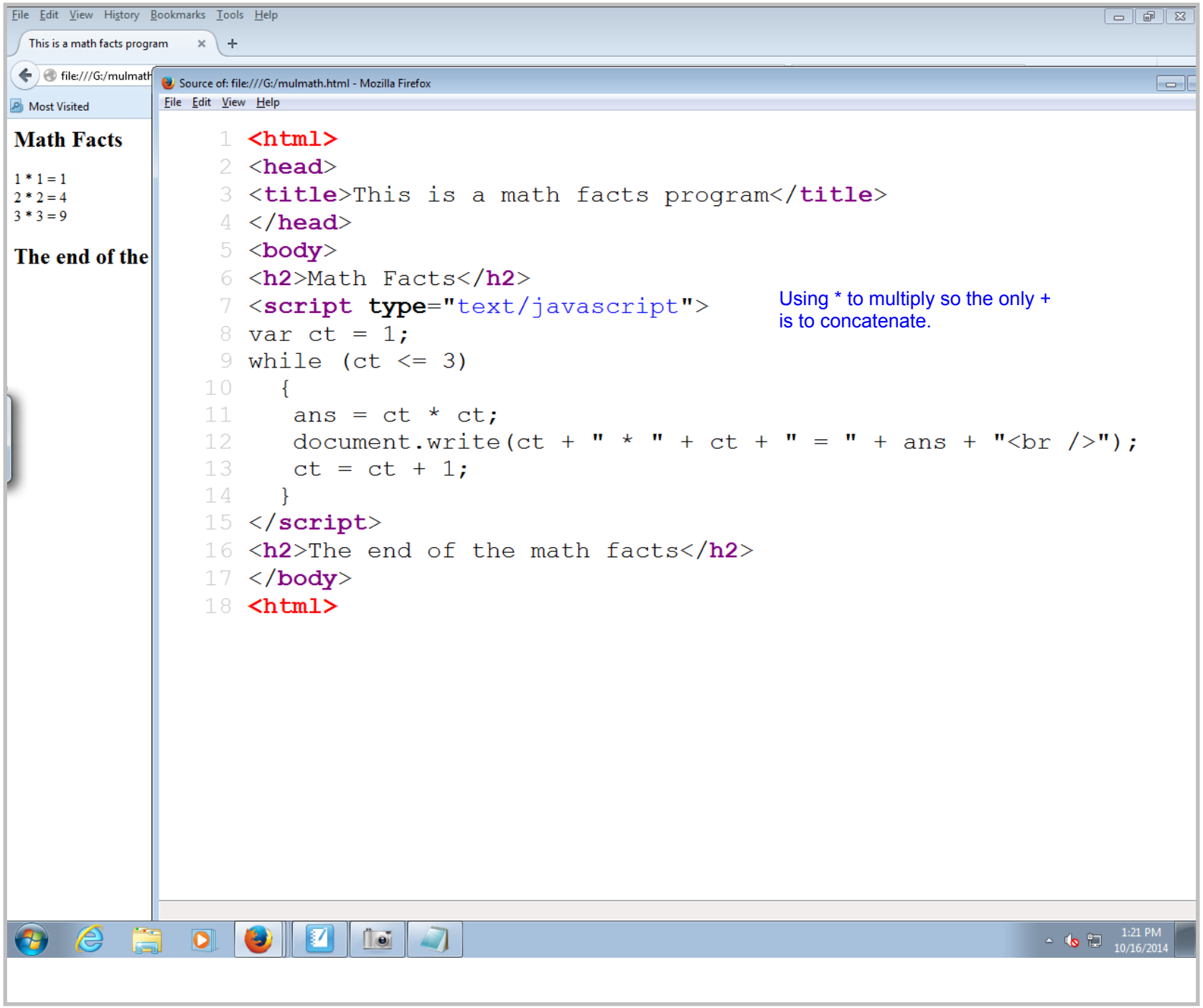

Title: Oct 16-1:21 PM (14 of 20)

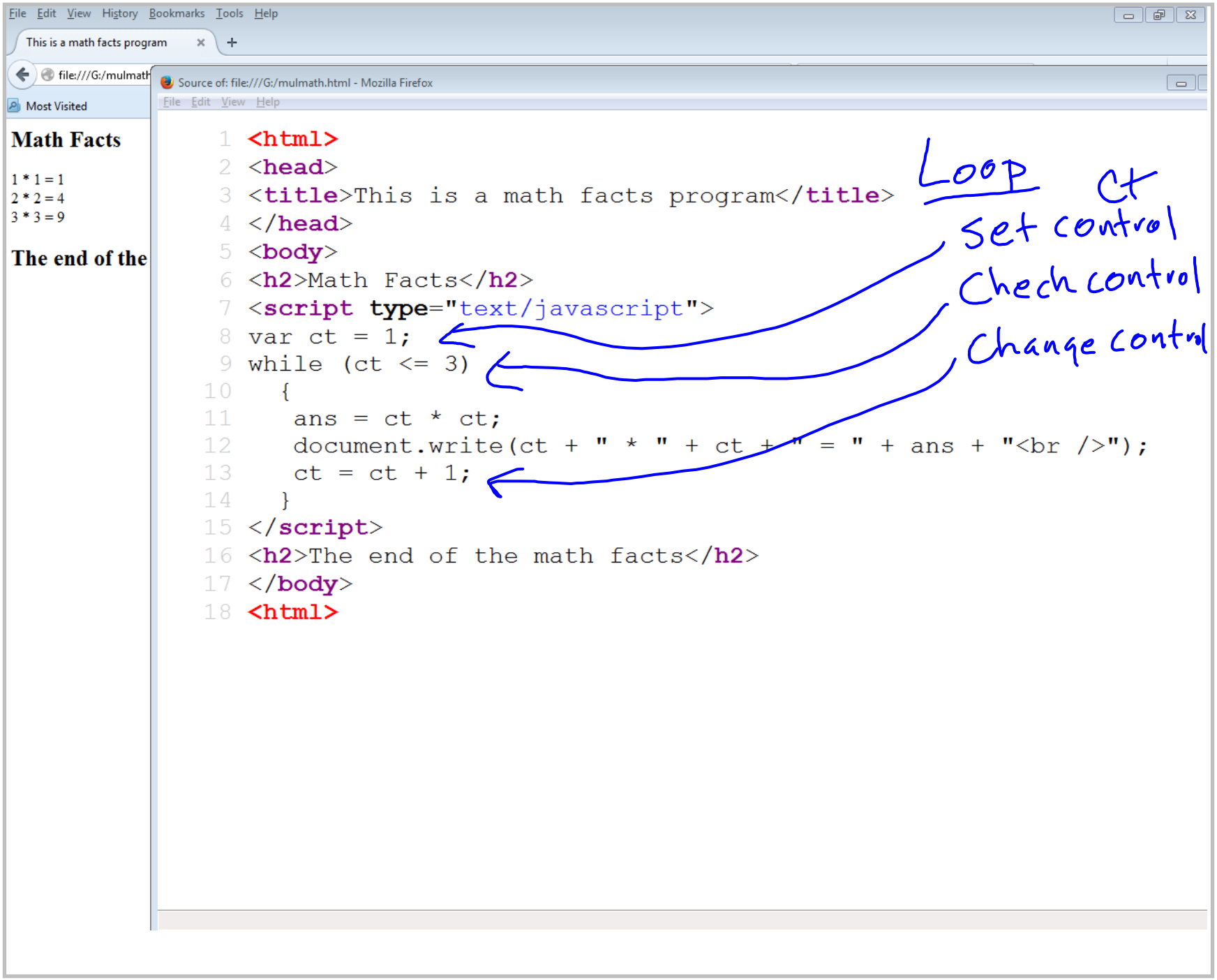
File Edit View History Bookmarks Tools Help
This is a math facts program
file:///G:/mulmath
Most Visited
Math Facts
1 * 1 = 1
2 * 2 = 4
3 * 3 = 9
The end of the
Source of: file:///G:/mulmath.html - Mozilla Firefox
File Edit View Help
1 <html>
2 <head>
3 <title>This is a math facts program</title>
4 </head>
5 <body>
6 <h2>Math Facts</h2>
7 <script type="text/javascript">
8 var ct = 1;
9 while (ct <= 3)
10 {
11 ans = ct * ct;
12 document.write(ct + " * " + ct + " = " + ans + "<br />");
13 ct = ct + 1;
14 }
15 </script>
16 <h2>The end of the math facts</h2>
17 </body>
18 <html>
Loop
ct
Set control
Check control
Change control

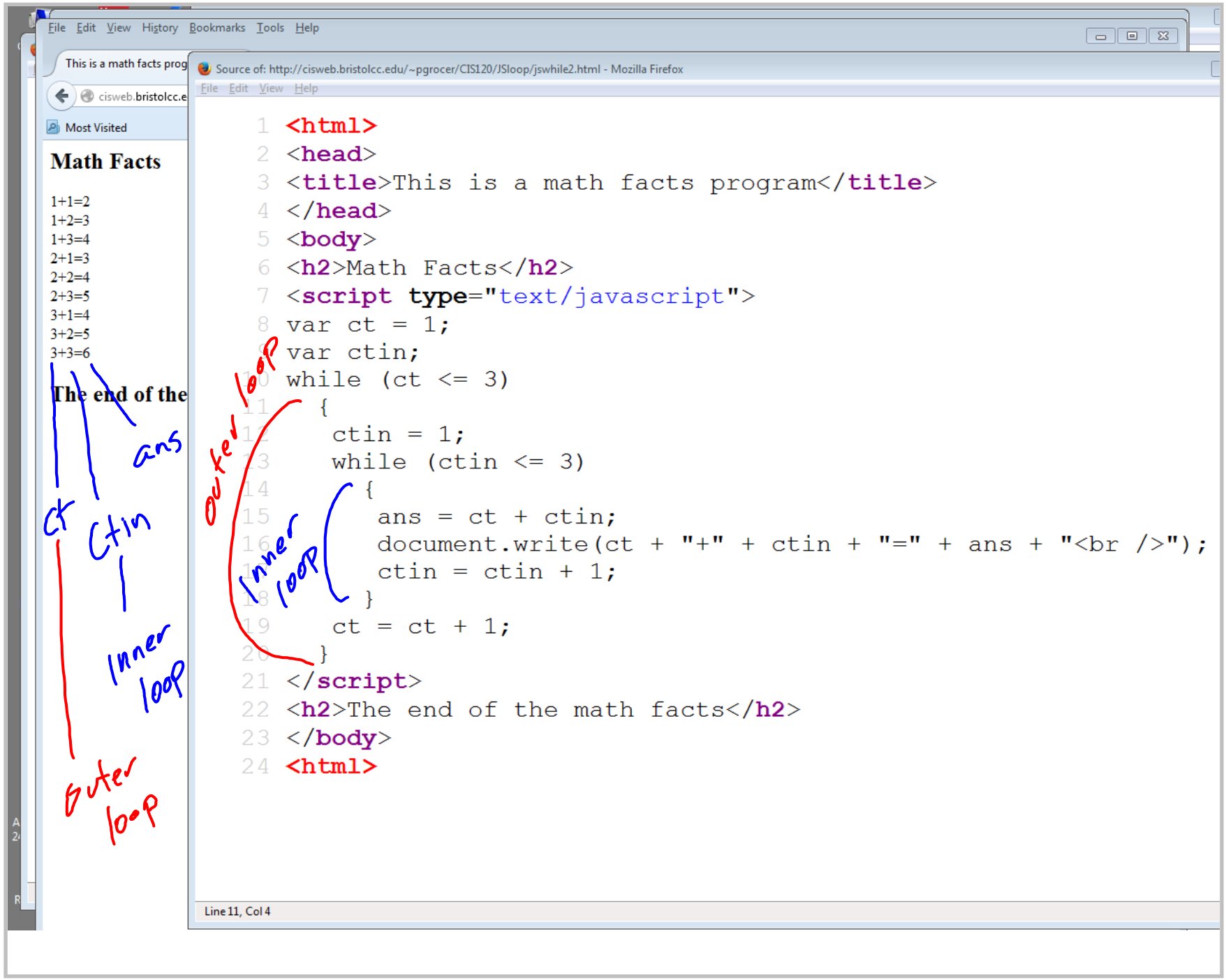
File Edit View History Bookmarks Tools Help
This is a math facts prog
cisweb.bristolcc.e
Most Visited
Math Facts
1+1=2
1+2=3
1+3=4
2+1=3
2+2=4
2+3=5
3+1=4
3+2=5
3+3=6
The end of the
Source of: http://cisweb.bristolcc.edu/~pgrocer/CIS120/JSloop/jswhile2.html - Mozilla Firefox
File Edit View Help
1 <html>
2 <head>
3 <title>This is a math facts program</title>
4 </head>
5 <body>
6 <h2>Math Facts</h2>
7 <script type="text/javascript">
8 var ct = 1;
9 var ctin;
10 while (ct <= 3)
11 {
12 ctin = 1;
13 while (ctin <= 3)
14 {
15 ans = ct + ctin;
16 document.write(ct + "+" + ctin + "=" + ans + "<br />");
17 ctin = ctin + 1;
18 }
19 ct = ct + 1;
20 }
21 </script>
22 <h2>The end of the math facts</h2>
23 </body>
24 <html>
Line 11, Col 4
outer loop
inner loop
ans
ct
ctin
inner loop
outer loop

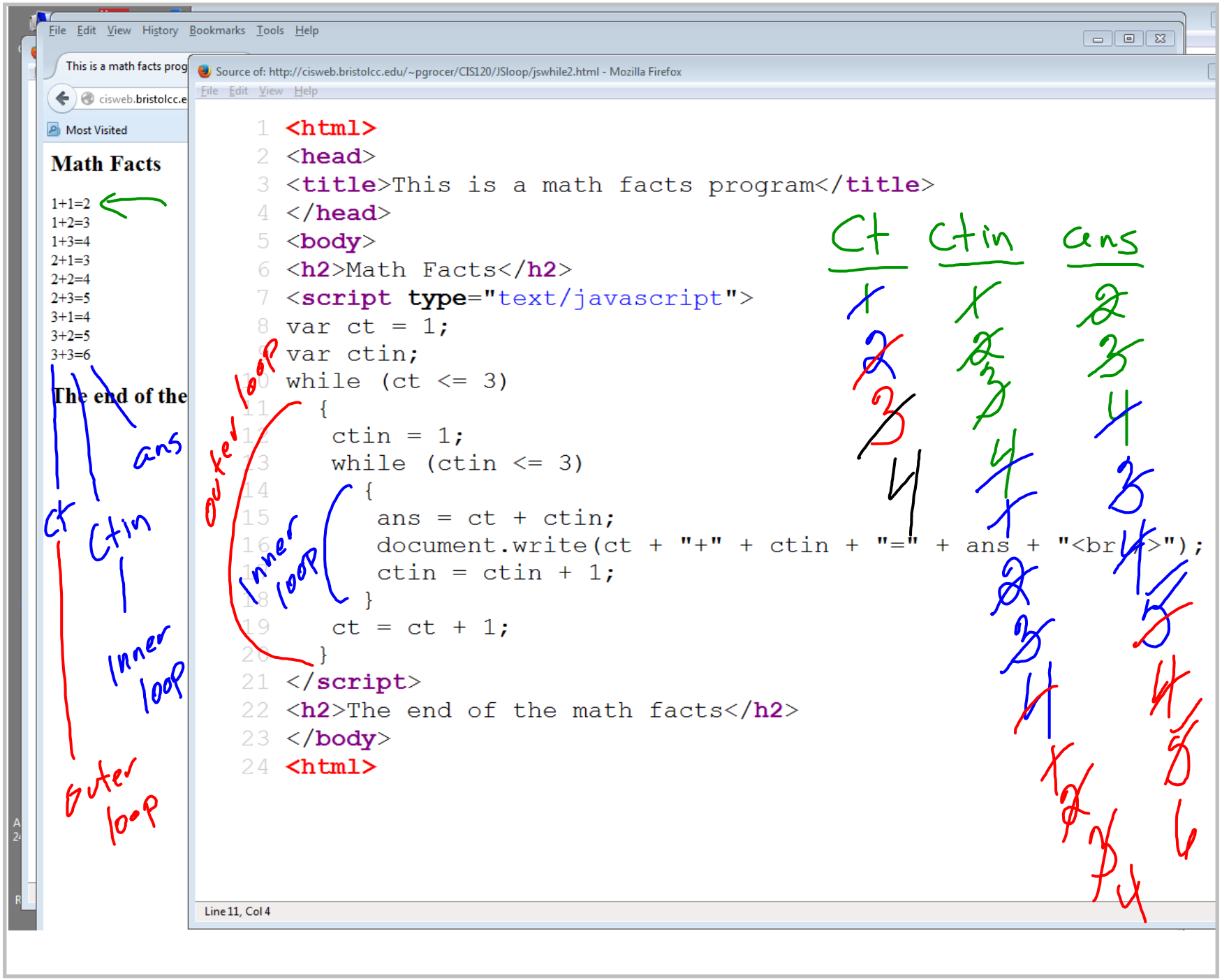
File Edit View History Bookmarks Tools Help
This is a math facts prog
cisweb.bristolcc.e
Most Visited
Math Facts
1+1=2
1+2=3
1+3=4
2+1=3
2+2=4
2+3=5
3+1=4
3+2=5
3+3=6
The end of the
Source of: http://cisweb.bristolcc.edu/~pgrocer/CIS120/JSloop/jswhile2.html - Mozilla Firefox
File Edit View Help
1 <html>
2 <head>
3 <title>This is a math facts program</title>
4 </head>
5 <body>
6 <h2>Math Facts</h2>
7 <script type="text/javascript">
8 var ct = 1;
9 var ctin;
10 while (ct <= 3)
11 {
12 ctin = 1;
13 while (ctin <= 3)
14 {
15 ans = ct + ctin;
16 document.write(ct + "+" + ctin + "=" + ans + "<br>");
17 ctin = ctin + 1;
18 }
19 ct = ct + 1;
20 }
21 </script>
22 <h2>The end of the math facts</h2>
23 </body>
24 <html>
Line 11, Col 4
ans
ct
ctin
inner loop
outer loop
outer loop
inner loop
Ct
Ctin
ans

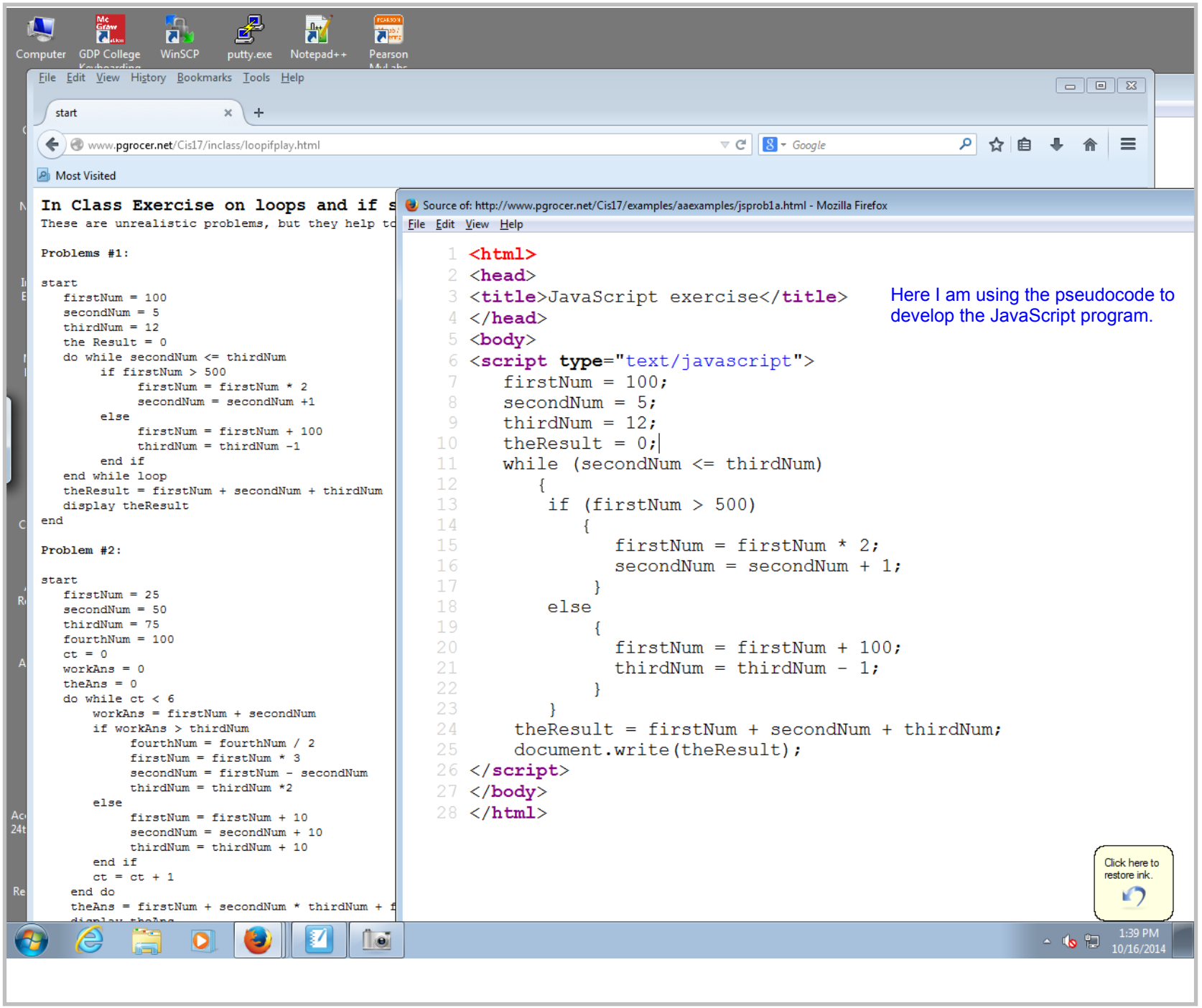
Computer
GDP College
WinSCP
putty.exe
Notepad++
Pearson
File Edit View History Bookmarks Tools Help
start
www.pgrocer.net/Cis17/inclass/loopifplay.html
Google
Most Visited
In Class Exercise on loops and if s
These are unrealistic problems, but they help tc
Problems #1:
start
firstNum = 100
secondNum = 5
thirdNum = 12
the Result = 0
do while secondNum <= thirdNum
if firstNum > 500
firstNum = firstNum * 2
secondNum = secondNum +1
else
firstNum = firstNum + 100
thirdNum = thirdNum -1
end if
end while loop
theResult = firstNum + secondNum + thirdNum
display theResult
end
Problem #2:
start
firstNum = 25
secondNum = 50
thirdNum = 75
fourthNum = 100
ct = 0
workAns = 0
theAns = 0
do while ct < 6
workAns = firstNum + secondNum
if workAns > thirdNum
fourthNum = fourthNum / 2
firstNum = firstNum * 3
secondNum = firstNum - secondNum
thirdNum = thirdNum *2
else
firstNum = firstNum + 10
secondNum = secondNum + 10
thirdNum = thirdNum + 10
end if
ct = ct + 1
end do
theAns = firstNum + secondNum * thirdNum + f
Source of: http://www.pgrocer.net/Cis17/examples/aaexamples/jsprob1a.html - Mozilla Firefox
File Edit View Help
1 <html>
2 <head>
3 <title>JavaScript exercise</title>
4 </head>
5 <body>
6 <script type="text/javascript">
7 firstNum = 100;
8 secondNum = 5;
9 thirdNum = 12;
10 theResult = 0;
11 while (secondNum <= thirdNum)
12 {
13 if (firstNum > 500)
14 {
15 firstNum = firstNum * 2;
16 secondNum = secondNum + 1;
17 }
18 else
19 {
20 firstNum = firstNum + 100;
21 thirdNum = thirdNum - 1;
22 }
23 }
24 theResult = firstNum + secondNum + thirdNum;
25 document.write(theResult);
26 </script>
27 </body>
28 </html>
Here I am using the pseudocode to develop the JavaScript program.
Click here to restore ink.
1:39 PM
10/16/2014

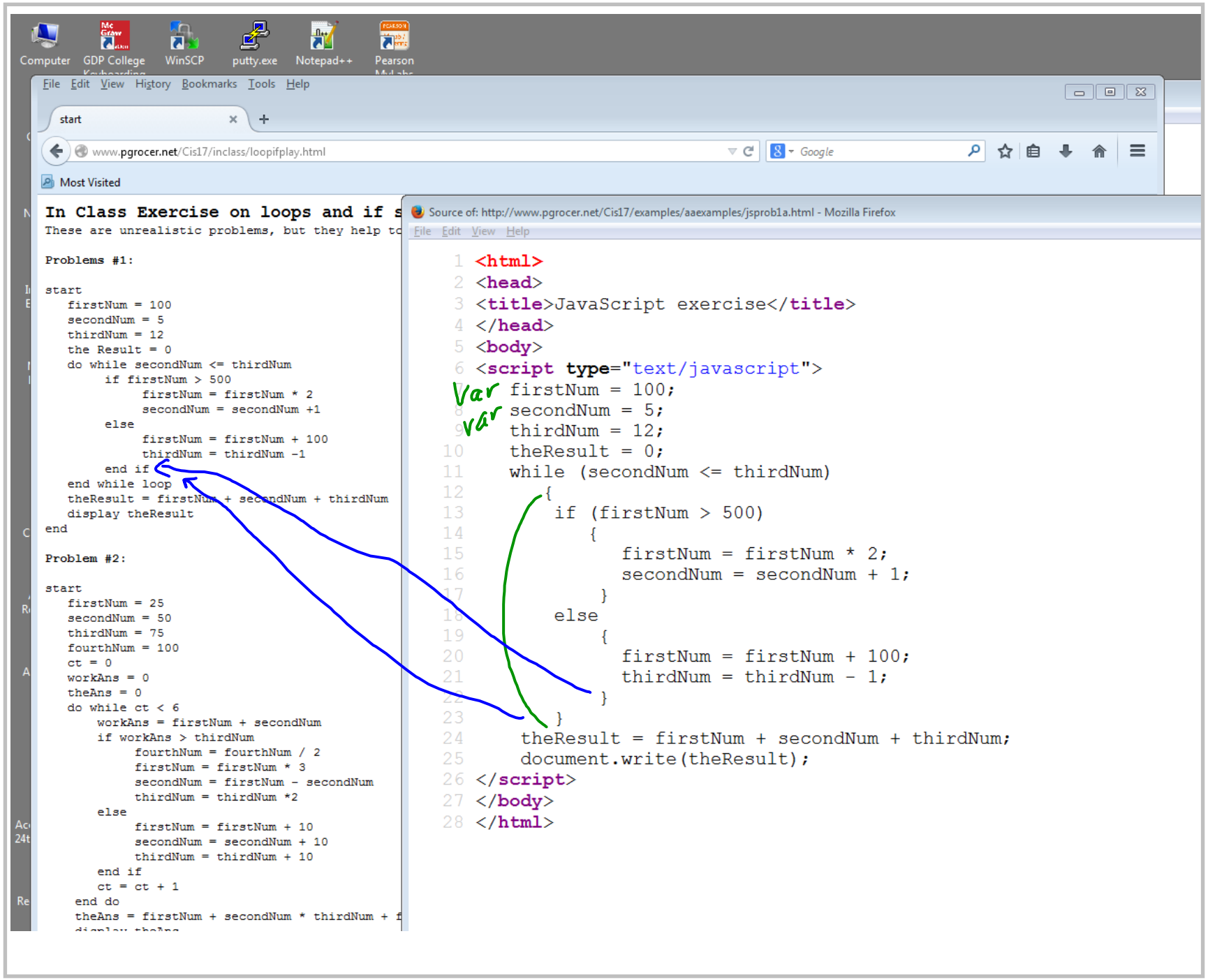
Computer
GDP College
WinSCP
putty.exe
Notepad++
Pearson
File Edit View History Bookmarks Tools Help
start
www.pgrocer.net/Cis17/inclass/loopifplay.html
Google
Most Visited
In Class Exercise on loops and if s
These are unrealistic problems, but they help to
Problems #1:
start
firstNum = 100
secondNum = 5
thirdNum = 12
the Result = 0
do while secondNum <= thirdNum
if firstNum > 500
firstNum = firstNum * 2
secondNum = secondNum +1
else
firstNum = firstNum + 100
thirdNum = thirdNum -1
end if
end while loop
theResult = firstNum + secondNum + thirdNum
display theResult
end
Problem #2:
start
firstNum = 25
secondNum = 50
thirdNum = 75
fourthNum = 100
ct = 0
workAns = 0
theAns = 0
do while ct < 6
workAns = firstNum + secondNum
if workAns > thirdNum
fourthNum = fourthNum / 2
firstNum = firstNum * 3
secondNum = firstNum - secondNum
thirdNum = thirdNum *2
else
firstNum = firstNum + 10
secondNum = secondNum + 10
thirdNum = thirdNum + 10
end if
ct = ct + 1
end do
theAns = firstNum + secondNum * thirdNum + f
Source of: http://www.pgrocer.net/Cis17/examples/aaexamples/jsprob1a.html - Mozilla Firefox
File Edit View Help
<html>
<head>
<title>JavaScript exercise</title>
</head>
<body>
<script type="text/javascript">
var firstNum = 100;
var secondNum = 5;
thirdNum = 12;
theResult = 0;
while (secondNum <= thirdNum)
{
if (firstNum > 500)
{
firstNum = firstNum * 2;
secondNum = secondNum + 1;
}
else
{
firstNum = firstNum + 100;
thirdNum = thirdNum - 1;
}
}
theResult = firstNum + secondNum + thirdNum;
document.write(theResult);
</script>
</body>
</html>

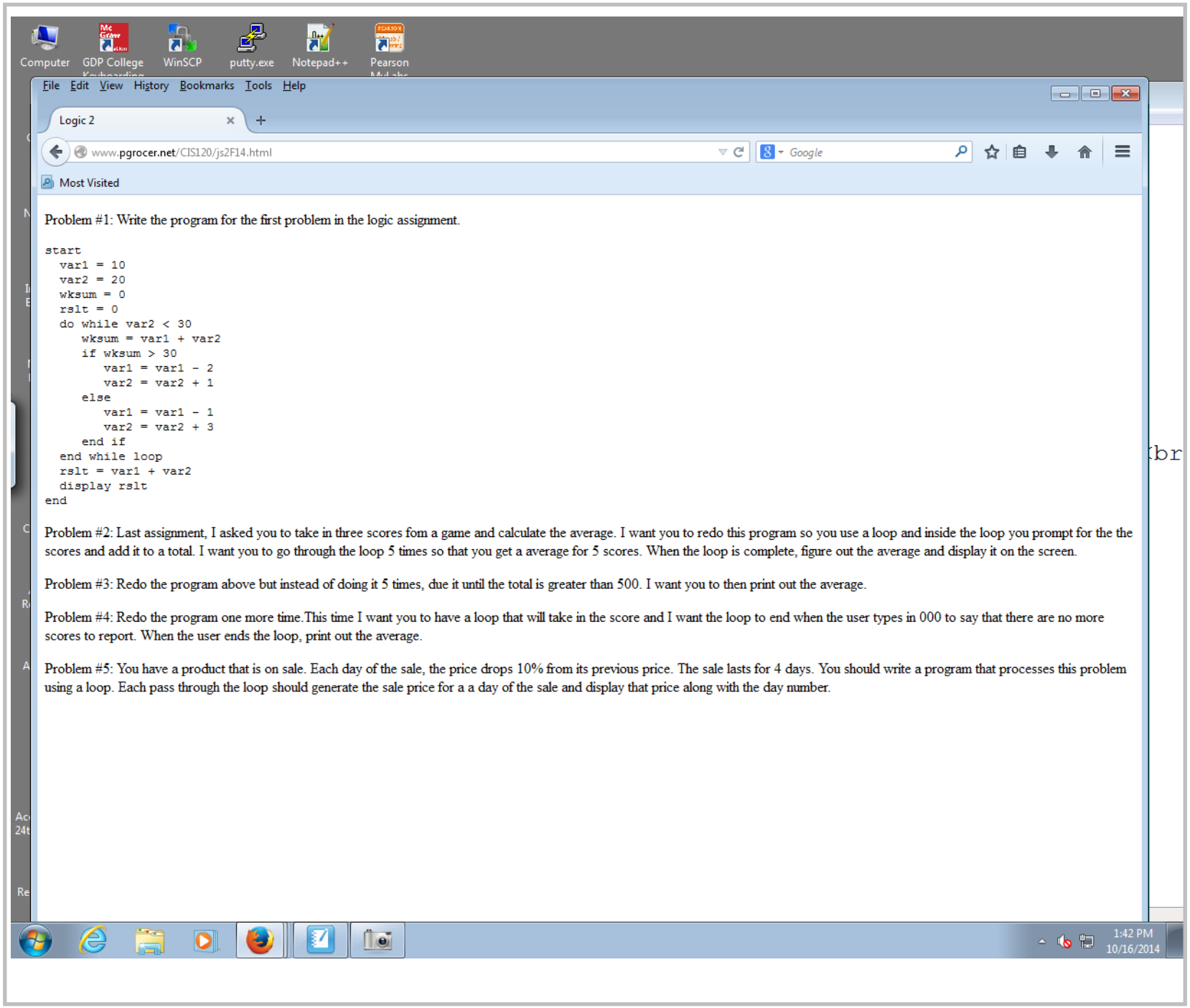

Title: Oct 16-1:42 PM (20 of 20)