

Brinkster File Manager - Mozilla Firefox

File Edit View History Bookmarks Tools Help

Brinkster File Manager x First ASP.NET

https://controlpanel.brinkster.com/filemanager/

Most Visited Customize Links Free Hotmail RealPlayer Course Content Windows Marketplace Windows Media Windows post to del.icio.us my del.icio.us CSS Deal Journal - WSJ.com RSS

**BRINKSTER** Logout Control Panel Webmail Support 480-388-3777 Let's Ch

CP HOME USER SETTINGS ACCT SETTINGS ACCT UPGRADE WEB STATISTICS DATABASE MANAGER DOMAIN NAMES EMAIL MANAGER FILE MANAGER REFERRAL MANAGER WEBSITE BUILDER CASE MANAGER

File Manager - cis47\beginaspexamples

test1.aspx - Text Edit

```
<html>
<head><title>First ASP.NET</title></head>
<body>
<center>
<h2>Hello CIS250/CIS47 students!</h2>
<p><%Response.Write(now()) %></p>
</center>
</body>
</html>
```

I have a cis47 (old name of cis250) site at brinkster where I have these folders and these files. So within the folders I selected beginaspexamples and then decided to show test1.aspx, To look at it in the browser, I go to Acct Settings

11:06 AM 10/10/2013

Web Hosting, Free Web Site Builder & Domain Name, Web Hosting Made Easy By Brinkster - Mozilla Firefox

controlpanel.brinkster.com/WebsiteSettings/

BRINKSTER

CP HOME USER SETTINGS ACCT SETTINGS ACCT UPGRADE WEB STATISTICS DATABASE MANAGER Domain Names NAMES MAIL MANAGER FILE MANAGER REFERRAL MANAGER WEBSITE BUILDER CASE MANAGER

## ACCOUNT SETTINGS

Account Type:	68
Account Status:	Current
Default Web Address:	<a href="http://cis47.brinkster.net">http://cis47.brinkster.net</a>
Absolute Path:	d:\sites\content\c\i\cis47\
Web Server IP:	65.182.100.185

**CUSTOM 404**

Using this tool you can change the page that is shown when a visitor to your site attempts to view a page that is not found.

This is the address I will use to bring up my test1.aspx.

BRINKSTER SOLUTIONS MANAGED HOSTING PARTNERS COMPANY

Corporate Headquarters: 2600 N Central Ave., Suite 310

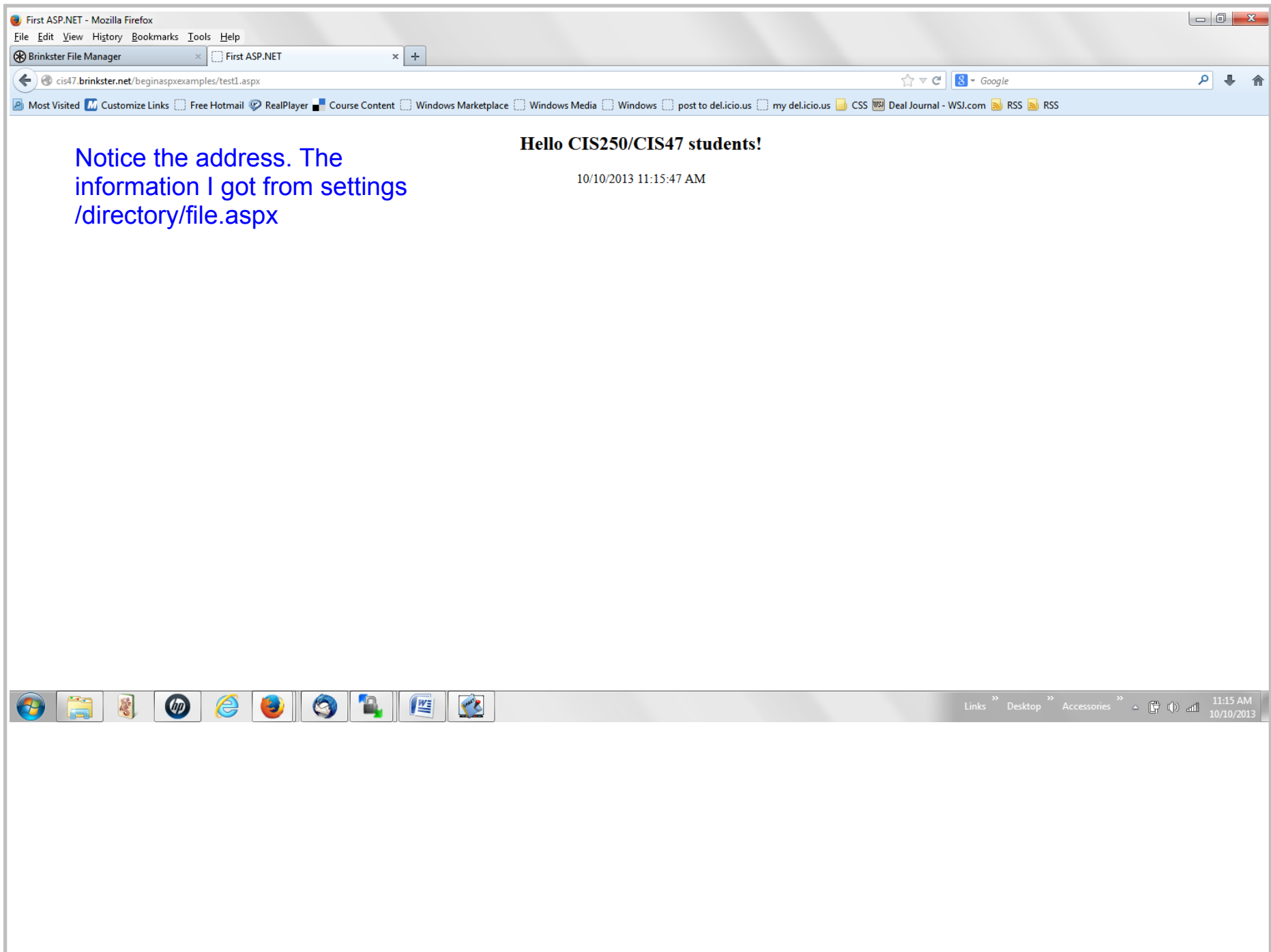
Infrastructure as a Service (IaaS) Managed Hosting

Managed Hosting Overview Managed Servers

Partners Overview Preferred Partners

Company Overview Leadership Team

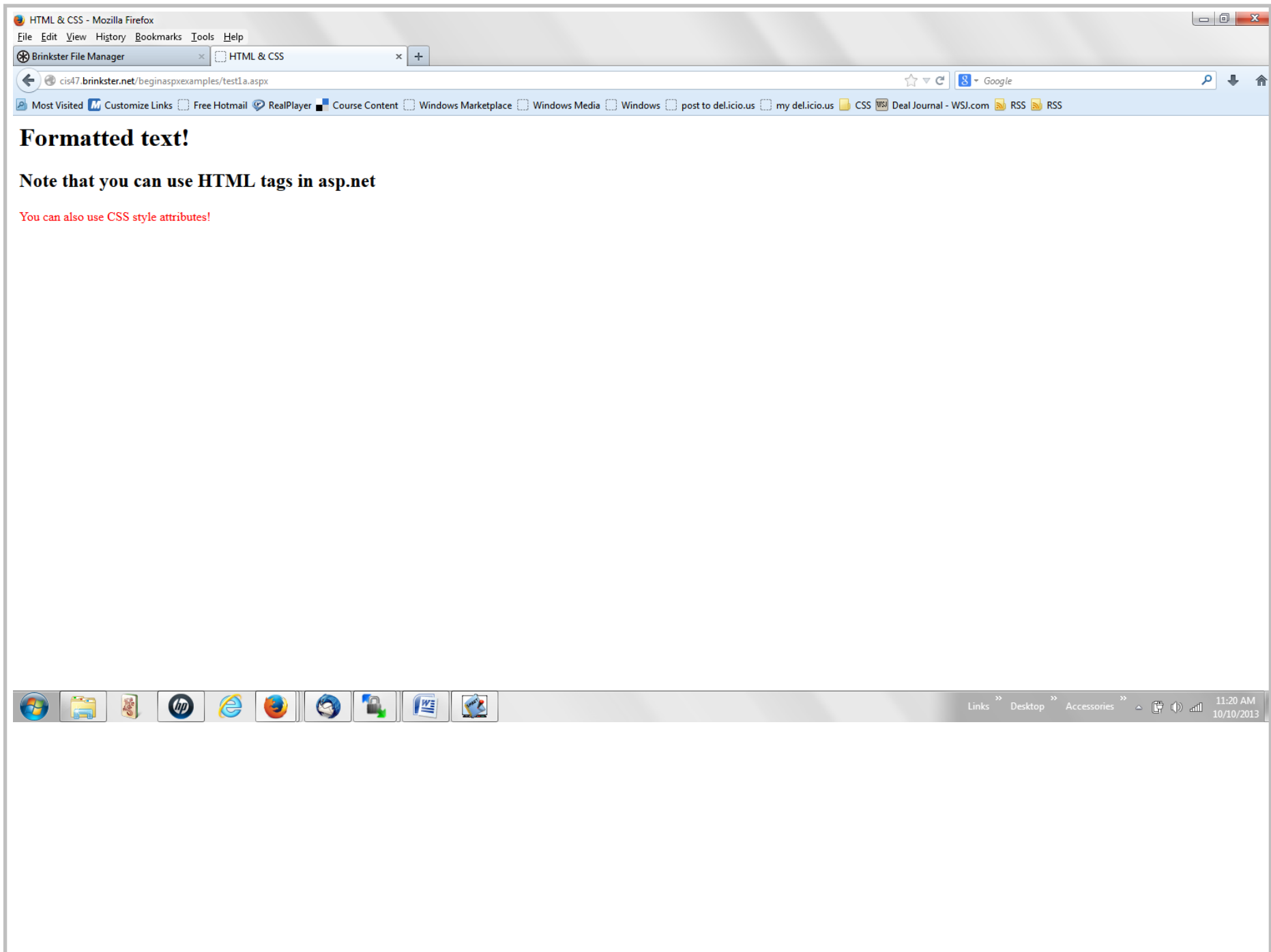
11:13 AM 10/10/2011

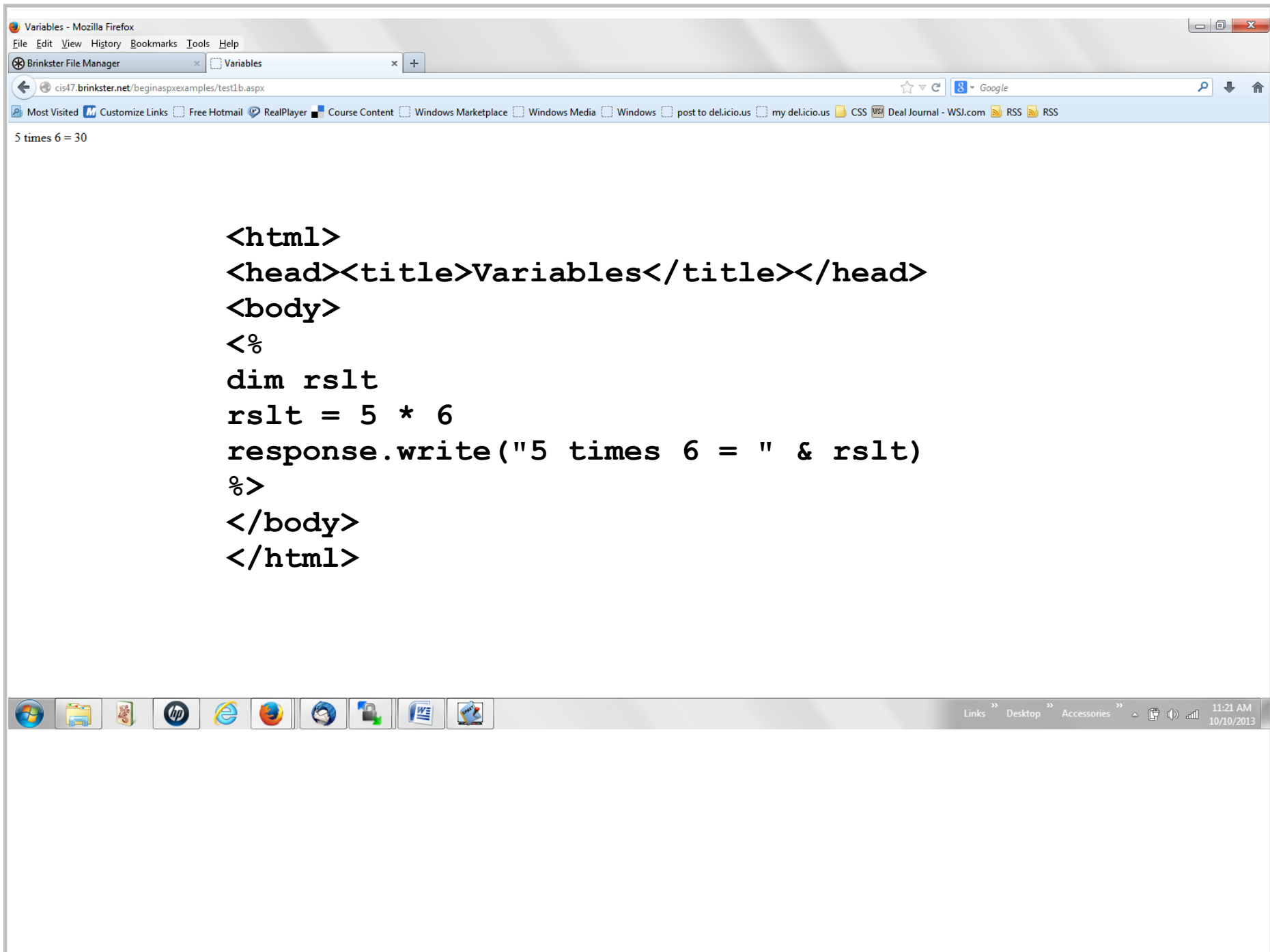


The screenshot displays a Mozilla Firefox browser window titled "Brinkster File Manager - Mozilla Firefox". The address bar shows the URL "https://controlpanel.brinkster.com/filemanager/". The page features a navigation menu with icons for various services: CP HOME, USER SETTINGS, ACCT SETTINGS, ACCT UPGRADE, WEB STATISTICS, DATABASE MANAGER, DOMAIN NAMES, EMAIL MANAGER, FILE MANAGER, REFERRAL MANAGER, WEBSITE BUILDER, and CASE MANAGER. A file manager window is open, showing a directory listing of ASP.NET files. A text editor window titled "test1a.aspx - Text Edit" is also open, displaying the following code:

```
<html>
<head><title>HTML & CSS</title></head>
<body>
<%
response.write("<h1>Formatted text!</h1>")
%>
<%
response.write("<h2>Note that you can use HTML tags in asp.net</h2>")
%>
<%
response.write("<p style='color:red'>You can also use CSS style attributes!</p>")
%>
</body>
</html>
```

The taskbar at the bottom shows the Windows Start button, several application icons, and the system tray with the date and time "11:19 AM 10/10/2013".





Variables - Mozilla Firefox

File Edit View History Bookmarks Tools Help

Brinkster File Manager x Variables x +

cis47.brinkster.net/beginaspxexamples/test1.c.aspx

Most Visited Customize Links Free Hotmail RealPlayer Course Content Windows Marketplace Windows Media Windows post to del.icio.us my del.icio.us CSS Deal Journal - WSJ.com RSS RSS

The name is John Doe

```
<html>
<head><title>Variables</title></head>
<body>
<%
dim first
dim last
first = "John"
last = "Doe"
response.write("The name is " & first & " " & last)
%>
</body>
</html>
```

Windows taskbar: Links Desktop Accessories 11:25 AM 10/10/2013

Playing with time tests! - Mozilla Firefox

File Edit View History Bookmarks Tools Help

Brinkster File Manager x Playing with time tests! x +

cis47.brinkster.net/beginaspexamples/time1.aspx

Most Visited Customize Links Free Hotmail RealPlayer Course Content Windows Marketplace Windows Media Windows post to del.icio.us my del.icio.us CSS Deal Journal - WSJ.com RSS

The CIS Department at BCC runs both day and evening classes.

- Day classes run from 8:00AM until 4:00PM
- Night classes run from 4:00PM until 10:00PM

After checking our clock for the date 10/10/2013 11:31:24 AM day school schedule is in effect!

```
<html>
<head>
<title>Playing with time tests!</title>
</head>
<body bgcolor=beige>
The CIS Department at BCC runs both day and evening classes.
<ul>
<li>Day classes run from 8:00AM until 4:00PM</li>
<li>Night classes run from 4:00PM until 10:00PM</li>
</ul>
<br>
<%
dim tdate
dim thr
tdate=now()
thr = hour(now())
response.write("After checking our clock for the date " & tdate)
if thr >=22
    response.write(" the campus is closed")
else
    if thr >=16 then
        response.write(" night school schedule is in effect!")
    else
        response.write(" day school schedule is in effect!")
    end if
end if
%>
</body>
</html>
```

Links » Desktop » Accessories » 11:31 AM 10/10/2013



Math facts For loop - Mozilla Firefox

File Edit View History Bookmarks Tools Help

Brinkster File Manager Math facts For loop

cis47.brinkster.net/beginaspxexamples/mathfacts1.aspx

Most Visited Customize Links Free Hotmail RealPlayer Course Content Windows Marketplace Windows Media Windows post to del.icio.us my del.icio.us CSS Deal Journal - WSJ.com RSS

## Math Facts

1 + 1 = 2  
1 + 2 = 3  
1 + 3 = 4  
2 + 1 = 3  
2 + 2 = 4  
2 + 3 = 5  
3 + 1 = 4  
3 + 2 = 5  
3 + 3 = 6

```
<html>
<head>
<title>Math facts For loop</title>
</head>
<body bgcolor=beige>
<h1>Math Facts</h1>
<%
dim i as integer
dim j as integer
dim ans as integer
for i = 1 to 3
  for j = 1 to 3
    ans = i + j
    response.write(i & " + " & j & " = " & ans & "<br />")
  next
next
%>
</body>
</html>
```

Windows Taskbar: Links Desktop Accessories 11:36 AM 10/10/2013

Math Until Loop - Mozilla Firefox

File Edit View History Bookmarks Tools Help

Brinkster File Manager Math Until Loop

cis47.brinkster.net/beginaspxexamples/mathfactsuntil.aspx

Most Visited Customize Links Free Hotmail RealPlayer Course Content Windows Marketplace Windows Media Windows post to del.icio.us my del.icio.us CSS Deal Journal - WSJ.com RSS

# Math Facts

1 + 1 = 2  
1 + 2 = 3  
1 + 3 = 4  
2 + 1 = 3  
2 + 2 = 4  
2 + 3 = 5  
3 + 1 = 4  
3 + 2 = 5  
3 + 3 = 6

```
<html>
<head><title>Math Until Loop</title></head>
<body bgcolor=green text=beige>
<h1>Math Facts</h1>
<%
dim i as integer
dim j as integer
dim ans as integer
i = 1
Do Until i > 3
  j = 1
  Do Until j > 3
    ans = i + j
    response.write(i & " + " & j & " = " & ans & "<br />")
    j = j + 1
  loop
  i = i + 1
loop
%>
</body>
</html>
```

Windows Taskbar: Links Desktop Accessories 11:40 AM 10/10/2013

Math Until Loop - Mozilla Firefox

File Edit View History Bookmarks Tools Help

Brinkster File Manager Math Until Loop

cis47.brinkster.net/beginaspxexamples/mathfactsuntil2.aspx

Most Visited Customize Links Free Hotmail RealPlayer Course Content Windows Marketplace Windows Media Windows post to del.icio.us my del.icio.us CSS Deal Journal - WSJ.com RSS RSS

# Math Facts

1 + 1 = 2  
1 + 2 = 3  
1 + 3 = 4  
2 + 1 = 3  
2 + 2 = 4  
2 + 3 = 5  
3 + 1 = 4  
3 + 2 = 5  
3 + 3 = 6

```
<html>
<head><title>Math Until Loop</title></head>
<body bgcolor=green text=beige>
<h1>Math Facts</h1>
<%
dim i as integer
dim j as integer
dim ans as integer
i = 1
Do
  j = 1
  Do
    ans = i + j
    response.write(i & " + " & j & " = " & ans & "<br />")
    j = j + 1
  loop Until j > 3
  i = i + 1
loop Until i > 3
%>
</body>
</html>
```

Windows Taskbar: Links Desktop Accessories 11:48 AM 10/10/2013

Math Until Loop - Mozilla Firefox

File Edit View History Bookmarks Tools Help

Brinkster File Manager Math Until Loop

cis47.brinkster.net/beginaspexamples/mathfactsuntil3.aspx

Most Visited Customize Links Free Hotmail RealPlayer Course Content Windows Marketplace Windows Media Windows post to del.icio.us my del.icio.us CSS Deal Journal - WSJ.com RSS RSS

# Math Facts

4 + 4 = 8

```
<html>
<head><title>Math Until Loop</title></head>
<body bgcolor=green text=beige>
<h1>Math Facts</h1>
<%
dim i as integer
dim j as integer
dim ans as integer
i = 4
Do
j = 4
Do
ans = i + j
response.write(i & " + " & j & " = " & ans & "<br />")
j = j + 1
loop until j > 3
i = i + 1
loop until i > 3
%>
</body>
</html>
```

Windows Taskbar: Links Desktop Accessories 11:50 AM 10/10/2013

Math While Loop - Mozilla Firefox

File Edit View History Bookmarks Tools Help

Brinkster File Manager Math While Loop

cis47.brinkster.net/beginaspxexamples/mathfactswhile1.aspx

Most Visited Customize Links Free Hotmail RealPlayer Course Content Windows Marketplace Windows Media Windows post to del.icio.us my del.icio.us CSS Deal Journal - WSJ.com RSS RSS

## Math Facts

```
1+1=2
1+2=3
1+3=4
2+1=3
2+2=4
2+3=5
3+1=4
3+2=5
3+3=6
```

```
<html>
<head><title>Math While Loop</title></head>
<body bgcolor=black text=red>
<h1>Math Facts</h1>
<%
dim i as integer
dim j as integer
dim ans as integer
i = 1
Do While i < 4
  j = 1
  Do While j < 4
    ans = i + j
    response.write(i & " + " & j & " = " & ans & "<br />")
    j = j + 1
  loop
  i = i + 1
loop
%>
</body>
</html>
```

Windows Taskbar: Links Desktop Accessories 11:52 AM 10/10/2013

Math While Loop - Mozilla Firefox

File Edit View History Bookmarks Tools Help

Brinkster File Manager Math While Loop

cis47.brinkster.net/beginaspexamples/mathfactswhile2.aspx

Most Visited Customize Links Free Hotmail RealPlayer Course Content Windows Marketplace Windows Media Windows post to del.icio.us my del.icio.us CSS Deal Journal - WSJ.com RSS

# Math Facts

```
<html>
<head><title>Math While Loop</title></head>
<body bgcolor=black text=red>
<h1>Math Facts</h1>
<%
dim i as integer
dim j as integer
dim ans as integer
i = 4
Do While i < 4
  j = 4
  Do While j < 4
    ans = i + j
    response.write(i & " + " & j & " = " & ans & "<br />")
    j = j + 1
  loop
  i = i + 1
loop
%>
</body>
</html>
```

Windows Taskbar: hp, Firefox, Internet Explorer, Windows Explorer, HP, Links, Desktop, Accessories, 11:55 AM 10/10/2013

Math While Loop - Mozilla Firefox

File Edit View History Bookmarks Tools Help

Brinkster File Manager Math While Loop

cis47.brinkster.net/beginaspexamples/mathfactswhile3.aspx

Most Visited Customize Links Free Hotmail RealPlayer Course Content Windows Marketplace Windows Media Windows post to del.icio.us my del.icio.us CSS Deal Journal - WSJ.com RSS RSS

# Math Facts

4 + 4 = 8

```
<html>
<head><title>Math While Loop</title></head>
<body bgcolor=black text=red>
<h1>Math Facts</h1>
<%
dim i as integer
dim j as integer
dim ans as integer
i = 4
Do
j = 4
Do
ans = i + j
response.write(i & " + " & j & " = " & ans & "<br />")
j = j + 1
loop While j < 4
i = i + 1
loop While i < 4
%>
</body>
</html>
```

Links Desktop Accessories 11:58 AM 10/10/2013

Array - Mozilla Firefox

File Edit View History Bookmarks Tools Help

Array x cis47/brinkster.net/basicaspexample... x +

cis47.brinkster.net/beginaspexamples/deptarray.aspx

Most Visited Customize Links Free Hotmail RealPlayer Course Content Windows Marketplace Windows Media Windows post to del.icio.us my del.icio.us CSS Deal Journal - WSI.com RSS RSS

## Departments

The department for 0 is Womens  
The department for 1 is Mens  
The department for 2 is Girls  
The department for 3 is Boys  
The department for 4 is Infants

```
<html>
<head><title>Array</title></head>
<body bgcolor=maroon text=beige>
<h1>Departments</h1>
<%
Dim deptarray(4),indx
deptarray(0) = "Womens"
deptarray(1) = "Mens"
deptarray(2) = "Girls"
deptarray(3) = "Boys"
deptarray(4) = "Infants"
For indx = 0 to 4
    response.write("The department for " & indx & " is " & deptarray(indx) & "<br />")
Next
%>
</body>
</html>
```

Windows taskbar: Links Desktop Accessories 12:03 PM 10/10/2013